SUMMARY ACTION MINUTES

REGULAR MEETING
ORANGE COUNTY JUVENILE JUSTICE COORDINATING COUNCIL

Thursday, October 22, 2026, 3:30 P.M.

PROBATION DEPARTMENT
Multipurpose Rehabilitation Center, Classroom 2
333 The City Drive South
Orange, California

DANIEL HERNANDEZ, Chair
Probation

NATI ALVARADO
Juvenile Social Services Organization Rep.

JACOB DEGRAVE
Public Defender

MELISSA DEL RIO
Juvenile Court Representative

AMIR EL-FARRA
Local Law Enforcement

VERONICA KELLEY
Health Care Agency, Mental Health

LAURA CORONA MARCUM
Community Based Drug & Alcohol Rep.

VACANT
At Large Community Representative

VACANT
Business Representative

MARIA MARTINEZ-POULIN
Education Representative

KIRSTEN MONTELEONE
Sheriff-Coroner

VERONICA RODRIGUEZ
Social Services Agency

VICENTE SARMIENTO
Orange County Board of Supervisors

TODD SPITZER
District Attorney

ATTENDANCE: Alvarado, DeGrave, Del Rio, El-Farr, Hernandez, Marcum, Martinez-Poulin, Monteleone, Rodriguez, Spitzer and Lemire (Alternate for Kelley)

EXCUSED: Kelley and Sarmiento

COUNTY COUNSEL: Annie Loo, Deputy

CLERK OF THE COUNCIL: Jamie Ross & Sonia Acuna, Deputies

SUMMARY ACTION MINUTES

ADMINISTRATIVE MATTERS: (Items 1 - 7)

1. Welcome and Introductions
   MEETING CALLED TO ORDER AT 3:30 P.M., BY CHAIR HERNANDEZ

2. Discussion of amendments to bylaws
   DISCUSSED; DIRECTED COUNTY COUNSEL TO REMOVE ADDITION OF ARTICLE IX. A2 AND ADD A FOOTNOTE TO ARTICLE IX. B2 TO STATE REQUIREMENTS OF ETHICS TRAINING POLICY; AND RETURN TO 2/25/27, 3:30 P.M., REGULAR MEETING FOR APPROVAL

3. Discussion and approval of amended Juvenile Justice Crime Prevention Act (JJCPA) annual plan
   ON THE MOTION OF CHAIR HERNANDEZ SECONDED BY MEMBER EL-FARRA, ITEM APPROVED AS RECOMMENDED
   Ayes: Alvarado, DeGrave, Del Rio, El-Farr, Hernandez, Marcum, Martinez-Poulin, Monteleone, Rodriguez, Spitzer and Lemire (Alternate for Kelley)
   Excused: Kelley & Sarmiento

4. Receive and file the Office of Youth & Community Restoration expenditure and data Report for FY 2025-26 JJCPA & Youthful Offender Block Grant
   RECEIVED

5. Receive and file OCJJCC Annual Report, FY 2025-26
   RECEIVED; PROBATION TO AGENDIZE AN ITEM FOR A FUTURE MEETING TO DISCUSS DIVERSION PROGRAM DATA TRENDS

6. Receive and file FY 2025-26 JJCPA ending balances and 2026 Strategic Financial Plan projections
   RECEIVED

7. Discussion and approval of 2026 Funding Opportunity for unallocated funds
   ON THE MOTION OF CHAIR HERNANDEZ SECONDED BY MEMBER RODRIGUEZ, APPROVED TO OFFER FUNDS UP TO $224,000 AND DIRECTED CEO BUDGET TO ASSEMBLE AD HOC TO REVIEW APPLICATIONS AND ENSURE AD HOC COMMITTEE IS NOT IN VIOLATION OF BROWN ACT
   Ayes: Alvarado, DeGrave, Del Rio, El-Farr, Hernandez, Marcum, Martinez-Poulin, Monteleone, Rodriguez, Spitzer and Lemire (Alternate for Kelley)
   Excused: Kelley & Sarmiento

SUMMARY ACTION MINUTES

PUBLIC & COUNCIL COMMENTS:

PUBLIC COMMENTS: None

COUNCIL COMMENTS:

Member Monteleone – Oral Re.: Announced this as her last meeting.

ADJOURNED: 4:54 P.M.

DANIEL HERNANDEZ
Chair

Jamie Ross, Deputy
Clerk of the Council

BYLAWS
BOARDS, COMMISSIONS, COMMITTEES CREATED BY ACTION OF BOARD OF SUPERVISORS

ORANGE COUNTY JUVENILE JUSTICE COORDINATING COUNCIL

ARTICLE I. Name of Organization

A. The name of this organization shall be The Orange County Juvenile Justice Coordinating Council, hereinafter referred to as "OCJJCC".

The official location and mailing address of the OCJJCC shall be:

County Administration North (CAN)
400 W. Civic Center, 5th Floor
Santa Ana, CA 92701-4062

ARTICLE II. Establishment of the OCJJCC

The organization is authorized by and members of the OCJJCC are appointed by the Orange County ("County") Board of Supervisors ("Board") pursuant to Welfare and Institutions Code Section 749.22 and Orange County Board of Supervisors' Resolution No. 96-830 dated December 3, 1996.

ARTICLE III. Purpose and Functions

A. The purpose of the OCJJCC shall be to:

1. Develop and implement a continuation of county-based responses to juvenile crime and to set priorities for the uses of grant funds.

2. Develop a comprehensive multi-agency plan that identifies resources and strategies for providing an effective continuum of responses for the prevention, intervention, supervision, treatment, and incarceration of juvenile offenders, including strategies to develop and implement local out-of-home placement options for the offender.

B. In accordance with the following authorities, the functions of the OCJJCC are as follows:

1. Assist the Chief Probation Officer in developing a comprehensive, multi-agency juvenile justice plan to develop a continuum of responses for the prevention, intervention, supervision, treatment, and incarceration of juvenile offenders, in accordance with Welfare and Institutions Code Sections 749.22 and 1995 and Government Code Section 30061.

2. Serve as the Local Juvenile Crime Enforcement Coalition in accordance with Title 28 Code of Federal Regulations – Chapter 1, Part 31, Section 31.502, for the purpose of securing Federal Juvenile Accountability Incentive Block Grant funding for the County.

3. Serve as the parent body for the realignment subcommittee in accordance with Welfare and Institutions Code Division 2.5, Chapter 1.7, Section 1995, for the purpose of securing Juvenile Justice Realignment Block Grant funding for the County.

ARTICLE IV. Appointment and Membership

A. Membership of the OCJJCC is to be composed as follows:

1. There shall be 14 members of the OCJJCC.

   a. Along with the Chief Probation Officer, who shall serve as Chairperson, voting members shall include a representative from each of the following:

   - The District Attorney's Office,
   - The Sheriff-Coroner Department,
   - The Public Defender's Office,
   - The Board of Supervisors,
   - The Social Services Agency,
   - The Health Care Agency,
   - A community-based drug and alcohol program,
   - A city police department,
   - The County Department of Education or a school district,
   - An at-large community representative,
   - A non-profit community-based juvenile social services organization,
   - Juvenile Court,
   - A member of the business community (for Local Juvenile Crime Enforcement Coalition purposes only).

2. Each OCJJCC member shall designate, in writing provided to the Chairperson, an alternate member to represent the member at an OCJJCC meeting in the event the member is unable to attend a meeting. When representing an OCJJCC member at a meeting, the alternate shall have the same voting power as the regular member.

B. Qualifications for OCJJCC Membership

1. The District Attorney's Office, the Sheriff-Coroner Department, the Public Defender's Office, the Board of Supervisors, the Social Services Agency, and the Health Care Agency shall each designate a representative from its respective office, department, board or agency to serve as a member of this Council.

2. For all other member representatives listed in Article IV(A)(1), nominations shall be made to the Chairperson, approved by the OCJJCC, and then forwarded to the Board for approval.

3. Community member representatives shall be individuals who have experience providing community-based youth services, youth justice advocates with expertise and knowledge of the juvenile justice system, or have been directly involved in the juvenile justice system.

C. Length of OCJJCC Membership

1. The membership term for the Chairperson shall be concurrent with his/her term as Chief Probation Officer.

2. Member representatives of the District Attorney's Office, the Sheriff-Coroner Department, the Public Defender's Office, the Board of Supervisors, the Social Services Agency, and the Health Care Agency shall serve a two-year term unless the member representative resigns, is removed, or a new member representative is designated by his or her office, department, board or agency.

3. All other member representatives shall serve a two-year term unless the member representative resigns or is removed ~~by the Board~~.

4. Upon resignation or removal of a member representative, or the expiration of a member's term, the process described in Article IV(B) shall be followed. The new member representative shall serve a two-year term effective the date of appointment.

ARTICLE V. OCJJCC Officers

A. OCJJCC Officers shall consist of:

1. Chairperson, an Acting Chairperson, and such other officers as the OCJJCC may choose to elect.

2. Duties of Officers:

a. Chairperson – In accordance with Section 749.22 of the Welfare and Institutions Code, the Chief Probation Officer (or Interim Chief Probation Officer) shall serve as the Chairperson. The Chairperson shall supervise and direct the OCJJCC's activities, affairs and officers. The Chairperson shall preside at all OCJJCC meetings. The Chairperson shall have such other powers and duties as the OCJJCC or Bylaws may prescribe.

b. Acting Chairperson – In the event of the temporary absence of the Chairperson, the Chairperson's alternate member as designated pursuant Article IV(A)(2) shall be the Acting Chairperson and perform the responsibilities of the Chairperson.

c. Other officers – Duties shall be specified upon election by the OCJJCC.

3. Term for the Chairperson and shall be concurrent with his/her term as Chief Probation Officer. There is no term limit for the Acting Chairperson.

4. Election for officers other than the Chairperson and Acting Chairperson shall be held annually during the last OCJJCC meeting of each calendar year by majority vote, a quorum being present.

ARTICLE VI. Duties of Members

A. Members shall attend meetings of the OCJJCC and of committees to which they are appointed. The Chairperson shall regularly review member attendance at OCJJCC and committee meetings.

B. Members shall notify the Clerk of the Board of any expected absence for a meeting by 5:00 p.m. of the day before a regularly scheduled OCJJCC meeting, indicating good and sufficient reasons for the absence and designating an alternate in accordance with Article IV(A)(2).

C. In the performance of its responsibilities, the OCJJCC shall not engage in nor employ any unlawfully discriminatory practices in the provision of services or benefits, assignment of accommodations, treatment, employment of personnel or in any other respect on the basis of sex, race, color, ethnicity, national origin, ancestry, religion, age, marital status, medical condition, sexual orientation, physical or mental disability or any other protected group in accordance with the requirements of all applicable County, state, or federal laws.

D. Members of the OCJJCC shall comply with the County Equal Employment Opportunity and Anti-Harassment Policy and Procedures.

E. Members of the OCJJCC shall comply with County Code of Ethics.

F. Members of the OCJJCC shall operate strictly within designated purposes of the OCJJCC.

ARTICLE VII. Committees and Subcommittees

A. There shall be committees and subcommittees established as the OCJJCC shall deem necessary to accomplish the purposes and functions set forth in Article III.

B. Standing Committees and Subcommittees:

1. The OCJJCC shall have the following standing subcommittee:

a. SB 823 Subcommittee – In accordance with Welfare and Institutions Code Division 2.5, Chapter 1.7, Section 1995, this realignment subcommittee of the Council shall be established to develop a plan describing the facilities, programs, placements, services, supervision and reentry strategies that are needed to provide appropriate rehabilitation and supervision services for the population described in subdivision (b) of Section 1990 of the Welfare and Institutions Code. The subcommittee shall be composed of individuals defined in subdivision (b) of Section 1995 of the Welfare and Institutions Code.

2. For all committee and subcommittee members, nominations shall be made to the Chairperson and approved by the OCJJCC.

C. Ad Hoc Committees:

1. The Chairperson may establish ad hoc committees of less than a quorum of the OCJJCC's membership to accomplish time-limited tasks that support the goals of the OCJJCC.

2. Terms of appointment for ad hoc committees shall be for the period of time required to fulfill the ad hoc committee's purpose.

ARTICLE VIII. Meetings and Actions

A. The OCJJCC shall, at its first meeting of each year, adopt a schedule of regular meetings and transmit that schedule in writing to members, the Board, and the public at large.

1. Unless the OCJJCC adopts a different schedule, regular meetings shall be held on the fourth Thursday of the month of February, April, July, and October at 3:30 p.m. unless an alternate date and time is announced in advance.

B. All OCJJCC meetings, including those of its committees and subcommittees, shall be open, public and noticed in conformance with the provisions of the Ralph M. Brown Act, California Government Code section 54950 et seq., as amended and held at a location within Orange County, California that satisfies the access requirements of the Americans with Disabilities Act.

1. The regular meeting location shall be at the Orange County Probation Department Multipurpose Rehabilitation Center, Classroom 2, located at 333 The City Drive South, Orange, California 92868, unless an alternate location is announced in advance.

C. Special Meetings may be called either by the Chairperson or at the request of a majority of the OCJJCC members. Notice of the special meetings shall:

1. Be delivered to members personally, by mail or electronically, and must be received no later than 24 hours in advance of the meeting.

2. State the business to be considered and whether alternative technological means may be used, such as telephone or video conferencing, as technological recourse availability permits and as permissible by the Ralph M. Brown Act or other applicable law.

D. Quorum Requirements are as follows:

1. Regular Meetings: Quorum shall be no less than 50%+1 of the membership.

2. Standing Committees and Subcommittees: Quorum shall be the members present, but no less than three (3) members.

E. Voting Majority

1. Decisions and acts made by majority vote of the quorum members present at any meeting shall be regarded as acts of the OCJJCC, except as otherwise provided by these bylaws.

2. Members choosing to abstain from voting on specific actions will not affect majority requirements. Abstentions are considered a "non-vote"—neither a vote in the affirmative nor in the negative. However, in order for an action to be passed, a majority of the quorum casting votes must vote in the affirmative.

    a. Example: If, at a standing committee meeting, six (6) voting members of the committee are present to vote, and on a particular motion, three (3) vote in the affirmative, two (2) vote in the negative, and one (1) member abstains, the motion passes.

F. Voting by Proxy: Members of the OCJJCC may designate an alternate to attend an OCJJCC meeting on their behalf and vote on any action item pursuant to Article IV(A)(2).

G. Setting the Agenda: The Chairperson shall approve items on the agenda. Anyone wishing to provide input shall request inclusion on the agenda no later than one week prior to the scheduled meeting. Nothing in this section prohibits any member of the OCJJCC from adding an agenda item with seven (7) days' notice to the Chairperson or the Acting Chairperson.

H. Public Comments: Public comments at meetings are limited to two (2) minutes for each agenda item for individuals and five (5) minutes for each agenda item for representatives of organizations. The Chairperson has the discretion to extend the time based on the complexity of the issue.

ARTICLE IX. Removal and Resignation of Members

A. Removal:

1. The Board may, at any time and without cause, remove any OCJJCC member from office prior to the expiration of his/her term of office by majority vote of the Board.

2. Any OCJJCC member may also be removed from office by a two-thirds (2/3) vote of the total membership.

B. Resignation: Resignation of OCJJCC members shall be effected by a written letter of resignation submitted to the Chairperson of the OCJJCC and to the Board. A member representative may resign at any given time, and the resignation shall become effective the date the notice is received or at a later time specified in the notice.

1. An OCJJCC member will have been deemed resigned if the member fails to attend three (3) consecutive regular meetings with non-excused absences.

~~1.~~2. An OCJJCC member will have been deemed resigned if that member fails to complete the required Ethics training.

C. The Chairperson shall notify the Clerk of the Board in writing of any vacancies within 10 days of learning the existence of any such vacancy.

ARTICLE X. Authority

A. Parliamentary Authority: The Chairperson shall preside and manage OCJJCC meetings using parliamentary procedure (the current edition of Robert's Rules of Order) consistent with these bylaws, any special rules of order the OCJJCC may adopt, and any applicable County, state, and federal law.

B. When unforeseen circumstances demand that action be taken before the next scheduled OCJJCC meeting, the Chairperson or any standing committee or subcommittee is authorized to take action on behalf of the OCJJCC.

1. OCJJCC members shall be notified either in writing or electronically within 72 hours of any such action.

2. Such action is subject to review and ratification by the general membership of the OCJJCC at its next meeting.

C. Standing and Ad Hoc Committees and Subcommittees

1. Standing or ad hoc committees and subcommittees shall:

a. Not have independent authority to commit the OCJJCC to any policy or action without the prior approval of the general membership of the OCJJCC

b. Be limited to exercising only those specific functions granted to them by the OCJJCC or as required by law, including but not limited to Welfare and Institutions Code Division 2.5, Chapter 1.7, Section 1995.

ARTICLE XI. Conflict of Interest

A. Members of the OCJJCC and any of its committees or subcommittees shall abstain from voting on any issue in which they may be personally interested to avoid a conflict of interest in accordance with County, state, and federal laws and shall refrain from engaging in any behavior that conflicts with the best interest of the County.

B. Members of the OCJJCC shall not vote nor attempt to influence any other OCJJCC member on a matter under consideration by the OCJJCC or any of its committees or subcommittees:

1. Regarding the provision of services by such member (or by an entity that such member represents; or

2. That would provide direct financial benefit to such member or the immediate family of such member; or

3. Engage in any other activity constituting a conflict of interest under County, state, or federal law.

C. If a question arises as to whether a conflict exists that may prevent a member from voting, the Chairperson or Acting Chairperson may consult with designated County staff to assist them in making that determination.

D. In order to avoid a conflict of interest or the appearance of such conflict, all nominees to become members of the OCJJCC shall disclose on forms provided by the County information regarding their private economic interests that may be implicated by their service on the OCJJCC.

E. OCCJJCC members shall timely file Statements of Economic Interests (Form 700) and other financial disclosures as required by law.

F. OCCJJCC members shall complete ethics training as required by County policy and Assembly Bill 1234 (Government Code sections 53234 through 53235.2).

G. Neither OCJJCC nor any of its members shall promote, directly or indirectly, a political party, political candidate, or political activity using the name, emblem, or any other identifier of OCJJCC.

H. No assets or assistance provided by County to OCJJCC shall be used for sectarian worship, instruction, or proselytization, except as otherwise permitted by law.

ARTICLE XII. Adoption and Amendment of Bylaws

A. Proposals to adopt, amend or repeal these Bylaws shall be submitted in writing and made available to each member of the OCJJCC no less than 30 days prior to consideration by the OCJJCC before a vote can be taken.

B. Adoption: An affirmative vote of at least 50%+1 of those voting, a quorum being present, shall be required to recommend these Bylaws for Board approval. These Bylaws become effective upon approval by the Board.

C. Amendments: Any member of the OCJJCC may propose amendments to these Bylaws. An affirmative vote of at least 50%+1 of those voting, a quorum being present, shall be required to recommend Bylaws amendments for Board approval. Any amendments to the Bylaws become effective upon approval by the Board.

ARTICLE XIII. Severability

Should any part term, portion or provision of these Bylaws be determined to be in conflict with any law or otherwise unenforceable or ineffectual, the remaining parts, terms, portions or provisions shall be deemed severable and their validity shall not be affected thereby, provided such remaining portions or provisions can be construed in substance to constitute the provisions that the members intended to enact in the first instance.

ARTICLE XIV. Staffing Support Staff support from County Executive Office and Clerk of the Board, including all clerk duties, shall be provided to support the OCJJCC in conjunction with the work of the OCJJCC.

OYCR | Office of Youth and Community Restoration

Juvenile Justice Crime Prevention Act & Youthful Offender Block Grant (JJCPA-YOBG)

FY 2026-2027 Consolidated Annual Plan

Date:	4/30/2026 updated 10-15-26
County Name:	Orange
Contact Name:	Diana Chepi
Telephone Number:	714-834-7035
Email Address:	Diana.chepi@ocgov.com

INSTRUCTIONS:

Government Code Section 30061(b)(4) and Welfare & Institutions Code Section 1961(b) call for consolidation of the annual plans required for JJCPA and YOBG.

Please submit your most up-to-date consolidated plan.

The rest of this document is a standardized template for a consolidated county plan. Please use this template or ensure your submission meets the accessibility standards by reviewing either the Microsoft Word or Adobe PDF checklists published by the U.S. Department of Health and Human Services website here Accessibility Conformance Checklists | HHS.gov. Your submission will be posted to the OYCR website once it is confirmed to meet the accessibility standards.

Once the report is complete, attach the file to an email and send it to: OYCRgrants@chhs.ca.gov.

Contents

Juvenile Justice Crime Prevention Act & Youthful Offender Block Grant (JJCPA-YOBG) 1
FY 2025-2026 Consolidated Annual Plan 1
INSTRUCTIONS: 1
Part I. Service Needs, Priorities & Strategy – (Government Code Section 30061(b)(4)(A)) 3
A. Assessment of Existing Services 3
B. Identifying and Prioritizing Focus Areas 4
C. Juvenile Justice Action Strategy 4
D. Comprehensive Plan Revisions 5
Part II. Juvenile Justice Crime Prevention Act (JJCPA) – (Government Code Section 30061(b)(4)) 5
A. Information Sharing and Data 5
B. Juvenile Justice Coordinating Councils: 6
C. Funded Programs, Strategies and/or System Enhancements 7
JJCPA Funded Program, Strategy and/or System Enhancement 7
Part III. Youthful Offender Block Grant (YOBG) – (Welfare & Institutions Code Section 1961(a). 22
A. Strategy for Non-707(b) Offenders 22
B. Regional Agreements 22
C. Funded Programs, Placements, Services, Strategies and/or System Enhancements 23
YOBG Funded Program, Placement, Service, Strategy and/or System Enhancement 23

Part I. Service Needs, Priorities & Strategy – (Government Code Section 30061(b)(4)(A))

A. Assessment of Existing Services

Include here an assessment of existing law enforcement, probation, education, mental health, health, social services, drug and alcohol, and youth services resources that specifically target at-risk juveniles, juvenile offenders, and their families.

Orange County law enforcement consists of 26 city police agencies, the Orange County Sheriff's Department, the Probation Department, the District Attorney's Office, and the Public Defender's Office, all of which play key roles in supporting the juvenile justice system.

In addition to local school districts, the Orange County Department of Education (OCDE) provides educational services throughout the County and within the Probation Department operated juvenile facilities. OCDE provides alternative schools for youth who have been expelled from the local school districts and those who need additional support offered in community day schools.

The Orange County Health Care Agency (HCA) offers mental health and substance use therapy at community clinics across Orange County, youth reporting centers, and juvenile facilities. HCA, in collaboration with the Orange County Social Services Agency (SSA), provide wraparound services for youth involved in the juvenile dependency and delinquency systems.

Additionally, numerous community-based organizations (CBOs) collaborate to support system-involved youth and their families. These CBOs include Waymakers, Project Kinship, Open Gate, Pine Grove, various faith-based organizations, and other human service focused providers.

Describe what approach will be used to facilitate collaboration amongst the organizations listed above and support the integration of services.

Juvenile Justice Services are coordinated by various multi-agency collaborative groups, including the Orange County Juvenile Justice Commission, the Orange County Criminal Justice Coordinating Council, and the Juvenile Justice Coordinating Council. These bodies make determinations and provide oversight on resource allocation and initiatives aimed at addressing juvenile dependency and delinquency services.

B. Identifying and Prioritizing Focus Areas

Identify and prioritize the neighborhoods, schools, and other areas of the county that face the most significant public safety risk from juvenile crime.

A key priority has been focusing interventions and services in the zip codes with the highest arrest rates in Orange County. These areas, located in Santa Ana and Anaheim, the county's two most populous cities, are characterized by diverse populations and high levels of gang activity, narcotics sales, and substance use. The Probation Department, local law enforcement, and community-based partners have specifically targeted these regions for both human services interventions and law enforcement suppression efforts.

C. Juvenile Justice Action Strategy

Describe your county's juvenile justice action strategy. Include an explanation of your county's continuum of responses to juvenile crime and delinquency as well as a description of the approach used to ensure a collaborative and integrated approach for implementing a system of swift, certain, and graduated responses for at-risk youth and juvenile offenders.

The Orange County Juvenile Justice Strategy begins with a citation or arrest by a law enforcement agency. The Probation Department screens cases through the Non-Custody and Custody Intake process and determines an appropriate course of action.

If formal court handling is required, the court has various dispositional options: informal handling, deferred entry of judgment (DEJ), or supervision; with or without wardship declared. Whenever possible, youth are diverted from the juvenile justice system. The Probation Department operates under the risk/needs responsivity principle where the focus is working with high-risk youth. Graduated sanctions are used to ensure an appropriate response to delinquent behavior. The Probation Department has developed non-custodial sanctions, including Youth Reporting Center locations (day reporting centers which provide on-site school and treatment programs). Probation Officers act as case managers, making referrals to CBOs or other county agencies to provide services, such as mental health, counseling, substance use counseling, gang intervention, or wraparound services. Probation Officers also provide cognitive-behavioral interventions proven effective at reducing recidivism, such as Effective Practices in Community Supervision (EPICS). Probation Officers also offer incentives to youth for positive behavior and compliance with terms and conditions of probation. Should the court order a commitment to a juvenile facility, the Probation Department operates Juvenile Hall for secure detention and two (2) camp facilities where committed youth receive treatment services. The treatment provided includes mental health counseling, substance use counseling, sex offender treatment, and cognitive-behavioral programs, including Aggression Replacement Training, Thinking for a Change (T4C), Decision Points, and EPICS.

The Orange County Probation Department has been involved with Juvenile Detention Alternatives Initiative resulting in a significant drop in overall juvenile crime incarceration. For appropriate cases, the use of diversion programs has made an impact on juvenile detention, as well as the implementation of evidence-based practices for all youth within the juvenile justice system, including individualized risk reduction techniques which have proven to reduce recidivism.

D. Comprehensive Plan Revisions

Describe how your Plan has been updated for this year:

The Annual Plan is a collaborative effort across county departments and highlights the programming in place under the JJCPA. The Annual Plan's main county contributors include the District Attorney's Office, Health Care Agency, Sheriff-Coroner Department, Public Defender's Office, and Probation Department. County departments request funding under the JJCPA programs based on available State funding. Funding requests are evaluated by the County Budget Office and a recommendation is made to the Orange County Juvenile Justice Coordinating Council. Each year, the Annual Plan, including the budget allocations, is approved by the Orange County Juvenile Justice Coordinating Council, which includes input from the non-county/community-based organizations.

If your Plan has not been updated this year, explain why no changes to your plan are necessary:

N/A

Part II. Juvenile Justice Crime Prevention Act (JJCPA) – (Government Code Section 30061(b)(4))

A. Information Sharing and Data

Describe your information systems and their ability to facilitate the sharing of data across agencies within your county. Describe the data obtained through these systems and how those data are used to measure the success of juvenile justice programs and strategies.

In alignment with countywide priorities for integrated care, information is shared with HCA and SSA as appropriate to ensure that youth and families receive timely, appropriate, and coordinated services across departments.

The Probation Department’s Research Division extracts, analyzes, and reports on this data to support evidence-based decision-making at all organizational levels. This work informs strategic planning, resource allocation, and continuous quality improvement efforts. The data is also used

to evaluate the effectiveness of juvenile justice programs and strategies, including monitoring recidivism trends, assessing service utilization, and measuring overall program impact. Through this integrated approach, the department ensures that planning, policy development, and program investments remain aligned with measurable outcomes and the County of Orange's commitment to improving youth success and community safety.

B. Juvenile Justice Coordinating Councils:

Does your county have a fully constituted Juvenile Justice Coordinating Council (JJCC) as prescribed by Welfare & Institutions Code Section 749.22?

☒ Yes ☐ No

If no, please explain what vacancies exist on your JJCC, when those vacancies began, and your plan for filling them:

C. Funded Programs, Strategies and/or System Enhancements

Using the templates below, provide details for each program, strategy, and/or system enhancement that will be funded by the Juvenile Justice Crime Prevention Act (JJCPA), identifying any program that is co-funded with Youthful Offender Block Grant (YOBG) funds.

To include multiple programs, copy and paste the template fields "1. Program Name," "2. Evidence Upon Which It Is Based," and "3. Description" as many times as necessary.

JJCPA Funded Program, Strategy and/or System Enhancement

This template should be copied as many times as needed to capture every program, strategy, and system enhancement you plan to fund next year.

1. Program Name:

Active Recidivism Reduction Initiative via Engagement (ARRIVE)

2. Evidence Upon Which It Is Based:

ARRIVE program focuses on family strength training and individualized support to wards of the court that are at risk of reincarceration. The program serves juvenile probation youth, ages 12 to 18, who do not meet eligibility criteria for comparable intensive programs. ARRIVE requires youth and their families to participate in individualized and multi-systemic team meetings to review progress on case plan goals. Research has shown that parent education combined with approaches grounded in the risk-need-responsivity (RNR) model can significantly reduce long-term recidivism among high-risk youth.

3. Description:

ARRIVE is a collaborative initiative between the Probation Department and contracted community partners that provides individualized and group-based support to probation youth displaying increased probation-violating behaviors, such as truancy, drug use, or criminal activity. The program’s primary objectives are to address problematic behavior early, stabilize the family unit, and prepare youth and families for long-term success beyond probation supervision.

Services provided through ARRIVE include, but are not limited to:

- Individualized case planning and progress monitoring.
- Substance use education and relapse prevention.
- Coping skills and emotional regulation.
- Anger management.
- Building and maintaining positive peer relationships.

Youth participating in ARRIVE are required to meet the following expectations to support progress, accountability, and successful completion:

- Participation in bi-weekly multi-system meetings with youth partner, individual case manager, and Probation to assess progress towards case plan goals.
- Attendance in weekly meetings with case manager.
- Regular reporting to probation officer for progress checks.
- Consistent engagement in pro-social activities including community service projects and regular school attendance.
- Ongoing monitoring of progress and accomplishments through the Board of Supervisors approved Probation Juvenile Incentives program.

Program Successes:

A teenage youth was referred to ARRIVE by his Probation Officer, they were struggling to comply with their probation terms including curfew, attending school, and completing court ordered individual counseling. During the youth's time participating in ARRIVE, they completed 8 individual counseling sessions focusing on decision-making and improving their relationship with the mother. Over the course of the program, the youth identified goals in various areas of their life, potential barriers to overcome, and key individuals that could support their goals. While participating in ARRIVE, the youth and their mother moved into a new apartment and the program assisted with providing dishes, cookware, and bedding. The youth improved their school attendance, completed their court orders, improved their behavior within the home, and successfully completed the ARRIVE program. Shortly after, they successfully terminated from probation supervision and did not reoffend within the three month follow up period. The youth expressed gratitude for the opportunity to participate in ARRIVE.

1. Program Name:

Sobriety Through Education and Prevention (STEP) and Substance Abuse Education and Recognition Treatment (ASERT) - Substance Use Programming

2. Evidence Upon Which It Is Based:

Substance Use Programming is grounded in evidence-based practices, including the Therapeutic Community model and Aggression Replacement Training (ART), a cognitive-behavioral program specifically designed to address criminal recidivism. These approaches are supported by research demonstrating that interventions targeting both substance use, and criminal thinking significantly reduce recidivism among high-risk youth. The program continuously measures relevant processes and practices to maintain fidelity to these evidence-based models and to evaluate their impact on youth outcomes.

3. Description:

Substance Use Programs offer intensive intervention for youthful offenders with custody commitments and a history of drug and/or alcohol use. These gender-specific services are provided in a custodial setting, with the primary goal of reducing the likelihood of recidivism and preventing further delinquent behavior or the development of a pattern of adult criminality. The program employs a multidisciplinary approach, integrating intervention and education based on a nationally recognized substance use treatment model.

This program operates within the Probation facilities, the youth receive a comprehensive array of services designed to support behavioral change, academic progress, and successful community reentry, services include:

- Behavioral health treatment to address mental health and substance use needs.
- Integrated case assessment and planning involving unit staff, education staff, and collateral resources.
- Multidisciplinary education lab that provides computerized diagnostic evaluation of reading, language arts, and math competencies.
- Occupational training and job placement services.
- Assessment of academic skills and development of an individualized plan to address skill deficits by a school counselor.
- Expanded use of the Just Beginnings parenting education curriculum.
- Mentoring and counseling support services during post-release.
- Monthly case conferences with the youth and treatment team to discuss youth's progress in the program and transition plan for release back into the community.
- Regular monitoring of youthful offenders' success utilizing incentives as included in the Probation Juvenile Incentives program approved by the Board of Supervisors.
- Collaboration between County partners, such as HCA, Probation Department, and community partners.

These combined services strengthen program effectiveness, promote continuity of care, and support youth in achieving long-term stability and successful reintegration into the community.

Program Successes:
A youth at the Youth Guidance Center faced challenges in peer interactions, following staff directives, and maintaining safety behaviors, leading to additional custody time. A history of complex trauma contributed to difficulties in trusting adults. Despite initial reluctance, the youth gradually began participating in therapy and expressing concerns about their future, personal challenges, and the importance of family connections.

Through consistent therapeutic engagement, the youth gained insight into their behaviors and the critical role of maintaining sobriety. They were subsequently assessed for substance use residential treatment and were granted an early release from custody, contingent upon continued participation in behavioral health and substance use disorder treatment services.

The youth successfully completed their residential treatment program and have continued participating in outpatient services. They are currently employed, attending college courses, and maintaining stability in the community, reflecting meaningful progress and the positive long-term impact of coordinated intervention and support services.

Another youth enrolled at Youth Guidance Center expressed interest in addressing trauma, recognizing how their traumatic experiences, substance use, and mental health symptoms were interconnected. They entered treatment with significant hypervigilance, anxiety, and nightmares, and agreed to adjunct trauma-focused care, participating consistently in EMDR. Through ongoing integrated case assessment meetings, Probation and the clinical team collaborated closely to align support around their mental health, substance use needs, and overall stability. Since beginning this coordinated care, the youth has reported substantial reductions in anxiety, hypervigilance, and nightmares, describing a shift from feeling unsafe and distressed to experiencing markedly improved emotional regulation and safety. Their strong engagement, paired with effective cross-agency collaboration, has contributed to meaningful progress in their recovery and well-being.

1. Program Name:

Youth Reporting Centers (YRCs)

2. Evidence Upon Which It Is Based:

The YRCs are supported by research indicating that structured day-reporting models, combined with multidisciplinary services, can reduce recidivism and improve outcomes for probation youth. YRCs integrate academic instruction provided by the OCDE and individual and group therapy delivered by HCA clinicians, ensuring that education and behavioral health needs are addressed simultaneously. The Probation Department implements evidence-based and

cognitive-behavioral interventions, including EPICS and Decision Points, both of which are shown to reduce criminogenic thinking and support sustained behavior change.

Referrals to the YRCs in lieu of filing formal probation violations align with diversion strategies demonstrated to reduce deeper system involvement and increase youth engagement in services. By combining supervision, therapeutic support, and consistent accountability within a structured setting, YRCs provide an evidence-informed framework for addressing risk factors such as substance use, truancy, and negative peer associations. This integrated approach supports improved stability, enhances protective factors, and promotes successful outcomes for justice-involved youth.

3. Description:

The YRCs aim to reduce reliance on secure detention by offering a highly structured, community-based alternative to confinement. Staff work to promote lawful and productive lifestyles by providing evidence-informed interventions, accountability, and developmentally appropriate programming.

Operating within the local community, the YRCs give youth the opportunity to address problematic behaviors and develop skills necessary to comply with court orders and terms of probation. Youth participate in a full academic program and engage in afternoon group counseling, individual counseling, and random drug testing, with an emphasis on achieving and maintaining sobriety. On-site job coaches assist youth in seeking, obtaining, and sustaining employment and accessing vocational training. Through this model, youth receive intensive support during the day and return home under structured supervision rather than being confined in a juvenile facility.

The YRCs utilize a multidisciplinary clinical team to deliver behavioral health services aligned with the program's mission and goals. Services include:

- Behavioral health treatment to address mental health and co-occurring substance use needs.
- Trauma-informed assessment and treatment for co-occurring disorders.
- Family support services and parenting education.
- Peer and parent support services.
- Comprehensive case management.
- Substance use education, support, and linkage to substance use treatment.
- Gang intervention counseling.

- Community service and enrichment activities.
- Transportation between home and the program site.
- Structured supervision both-site and in the community.
- Regular monitoring of youthful offenders' success utilizing incentives as included in the Probation Juvenile Incentives program approved by the Board of Supervisors.
- Collaboration between county partners, such as OCDE, HCA, and Probation Department.

Program Successes:

Youth who participate in the Youth Reporting Center (YRC) program continue to demonstrate strong outcomes that directly support the Probation Department goals and align with JJRBG priorities, including enhanced well-being, academic progress, and increased pro-social engagement. This year, nine youths earned their high school diploma while enrolled in the YRC program. Many entered the program with a pattern of probation violations and were significantly behind in school credits.

Consistent with JJRBG focus areas (community-based interventions, reducing recidivism, strengthening family stability, and expanding access to behavioral health services) Probation, OCDE, and HCA staff work collaboratively to ensure that each youth maintains regular school attendance and receives continuous mental health and substance use support.

One youth was court-ordered to complete 45 days in the YRC program due to a sustained probation violation. At the time of enrollment, the youth and family were experiencing homelessness. The multidisciplinary YRC team provided immediate referrals for housing, food resources, and family therapy, and ensured access to individual therapeutic services that supported the youth in developing healthier coping strategies and improved emotional regulation.

Through this coordinated, community-based support, consistent with JJRBG priorities, the youth earned sufficient credits to return to a comprehensive high school and remains on track for graduation. The youth successfully completed the program and probation supervision was terminated, reflecting positive progress toward long-term stability and reduced system involvement.

Another youth was referred to the Youth Reporting Center (YRC) after long-term instability involving housing changes, Social Services involvement, school disruptions, and inconsistent mental health support. Early in the program, the youth shared that YRC’s structured environment felt supportive, and ongoing collaboration among Probation, the Health Care Agency (HCA), and YRC staff helped identify risks and implement preventative plans that kept the youth engaged and out of custody. Recognizing the youth’s progress and need for stability, the CASA advocate, supported by the treatment team, requested an extended program stay, which the Court approved so the youth could continue benefiting from educational consistency and trauma-focused therapy. With coordinated support from YRC staff, Probation, HCA, and the

Orange County Department of Education, the youth attended school consistently, engaged in therapy, navigated housing changes, maintained sobriety, adopted healthier coping strategies, and began working toward competitive employment. The youth regularly express appreciation for the structure, encouragement, and collaborative support that contributed to their growth and stability.

1. Program Name:

School Mobile Assessment and Response Team

2. Evidence Upon Which It Is Based:

The School Mobile Assessment and Response Team (SMART) is an early intervention and prevention program. SMART is focused on involvement with families and youth to prevent school-based violence and delinquency. The use of a threat assessment tool assists in determining the appropriate level of intervention needed. Family support, resource referrals, and diversion have all been shown to be effective in reducing delinquent behaviors.

3. Description:

SMART was established to reduce crime and violence by youths on, near, or affecting school campuses in Orange County. SMART works in conjunction with Orange County Municipal Police Departments, various collaborative partners, and agencies on incidents related to violence, threats, possession and/or use of weapons, unstable behaviors and suicidal actions or tendencies. SMART members respond day or night to calls from school and community personnel reporting violence or threats of violence. Each call for service results in an assessment of the situation, a threat assessment as needed (including home searches for weapons) and referrals to law enforcement, diversion programs, or other alternative services.

The goal of SMART is to prevent and/or detect the precursors to violence through education and awareness, preempting likely instances of violence through threat assessment, and responding quickly and effectively to violence on or around school campuses.

Services provided within SMART include the following:

- Conduct threat assessments at the school and/or community site.
- Refer at-risk youth to appropriate community resources for assessment and intervention services.
- Investigate criminal acts and make arrests if necessary or recommend to a diversion program.

- Maintain safety and security to the school and return staff and students to their daily routine.
- Collaboration between county partners, such as Orange County Sheriff's Department, Probation Department, District Attorney, Health Care Agency, and community partners (local school districts).

Program Successes:

In September 2025, SMART responded to a North Orange County high school regarding a telephonic bomb threat. The caller stated a bomb would detonate on campus and that they were on their way to campus with a rifle, prompting a large-scale emergency response by the Orange County Sheriff's Department (OCSD). The school was placed on a lockdown while OCSD patrol deputies, the bomb squad, SWAT, Air Support, and SMART responded. Although it was eventually determined that there was no active treat to the school, the threat resulted in significant panic among students, staff, and parents and disrupted school activities. SMART later determined the caller used Voice over Internet Protocol (VoIP) and a virtual private network (VPN) to disguise their identity. Multiple emergency disclosure requests and search warrants that were obtained by SMART revealed the caller's identity and location in the state of New York. SMART coordinated with multiple local and federal law enforcement agencies and learned the caller had conducted several other telephonic threats to schools in other jurisdictions on the same day. It was also later determined that the suspect had been extorting an uninvolved student at the North Orange County high school, providing additional context for the motive behind the threat. As a result of the investigation, a juvenile suspect was identified and located in New York and taken into custody on multiple charges related to false reporting of an emergency.

In January 2026, SMART was notified of an assault that took place at a high school in North Orange County. The assault involved an adult suspect, who entered campus shortly after dismissal, and violently assaulted a special education student inside of a bathroom resulting in injuries to the student. SMART responded and through further investigation determined that numerous felony crimes were committed during the incident. These included, felony child abuse, assault with a deadly weapon, criminal threats, and false imprisonment.

The suspect was positively identified by the victim and numerous witnesses. The suspect was identified as a documented gang member on Post Release Community Supervision in lieu of serving a full jail sentence for crimes he was previously convicted of in the State of California. The suspect was unable to be immediately located, prompting SMART to collaborate with local agency apprehension detectives, School Resource Officers, Patrol Officers, and Orange County Probation Officers who assisted in locating the suspect. SMART obtained a warrant for the

suspect's arrest, and he was taken into custody within one week of the incident resulting in numerous felony charges being filed against the suspect. SMART's thorough investigation and tenacity in finding a dangerous suspect is a testament to their dedication in keeping our school communities safe.

1. Program Name:

Truancy Response Program

2. Evidence Upon Which It Is Based:

The Truancy Response Program (TRP) focuses on family education, support, and resource referrals to reduce truancy. Parent education and support programs have been shown to have a statistically significant impact on recidivism. Truancy has also been shown to be a stepping-stone to substance use and criminal behavior. By providing families with supportive services aimed at reducing truancy, criminal behavior is reduced.

3. Description:

TRP is a collaborative, three-tiered program designed to address chronic absenteeism in Orange County schools and reduce the number of youths involved in the juvenile justice system. TRP focuses on chronically truant youth and their families who have failed to respond to the traditional efforts at the school district level. Reducing school truancies and absences increases the chances of future success for the youth. By prioritizing youth at risk for delinquency, the TRP aims to reduce the number of youths who later commit crime resulting in a formal 602 application. TRP provides progression of interventions up to, and including, formal court action.

Services provided within TRP include three (3) tiers:

First Tier School Attendance Review Boards (SARB) and Parent Meetings:

- Mandatory attendance of truant youth and their parents at school-based group parent meetings conducted by the District Attorney.
- District Attorney attendance at SARB meetings based on availability and invitation by individual districts.
- Community Partners attend SARB based on availability and invitation by individual districts.
- Referrals for services, such as counseling, parenting skills, and basic housing and shelter needs are provided by collaborating agencies and individual districts during SARB.

Second Tier CBO informal intake and diversion:

- Referral to CBO from SARB for a TRP intake evaluation for informal handling.

- Placement in one of several "pre-court" TRP interventions monitored by CBO.
- Participation of both youth and parents in a Parent Empowerment Program workshop designed to coach parents in effective parenting and support skills for their children.
- Referrals for services, such as counseling, parenting skills, and basic housing and shelter needs are provided for truancy court families by collaborating agencies.

Third Tier Formal Filing:

- Referral by School Districts to DA for potential filing.
- Prosecution of parents and/or students, depending on age of the student. If parents plead guilty, the court can order fines. If students admit the petition, the court can order fines, community service, and/or a truancy prevention program.
- Collaboration between court partners, such as District Attorney, Juvenile Court, SSA, Public Defender, and community partners (Waymakers, Boy's and Girl's Club of Garden Grove, Orange County Department of Education, and local school districts).

1. Program Name:

Decentralized Intake/Sheriff's Prevention Program

2. Evidence Upon Which It Is Based:

The Decentralized Intake (DCI) Program is modeled after diversion programs, which attempt to minimize the effects of labeling associated with offending and limit the opportunities youth have to associate with antisocial peers by reducing their contact and exposure to the juvenile justice system. Evidence-based principles of the Risk/Needs/Responsivity model support minimizing intervention by the juvenile justice system for lower risk offenders.

3. Description:

DCI increases the level of counseling and diversion services for at-risk youth in the unincorporated areas and cities serviced by the Sheriff's Department. DCI staff offers timely assessment and a progression of intervention services to youth and their families near their homes. The primary goal of DCI is to reduce the number of at-risk youth that progress further in the juvenile justice system through prompt assessment and linkage to appropriate services at the earliest possible point.

Services provided within DCI include:

- Expedited processing of youth arrested and referred to needed resources.
- Referral of DCI youth and their families to local resources, programs, and classes for appropriate intervention services when possible.

- Informal consultations among the on-site operations staff for purposes of making more informed decisions about certain cases.
- Collaboration between county partners, such as Sheriff's Department, Probation Department, and community partners (Pepperdine Resource, Youth Diversion and Education (PRYDE).

1. Program Name:

Juvenile Recovery Court (JRC)

2. Evidence Upon Which It Is Based:

JRC is founded on a nationally recognized model in which an interactive judicial officer leads an interdisciplinary team—including the District Attorney, Public Defender, Probation, HCA Contracted Full Service Partnership providers, and parents—to collaboratively address youth substance use challenges. This team-based, problem-solving approach has demonstrated effectiveness nationally in reducing substance use and improving youth outcomes.

While local evaluation efforts are ongoing, national research supports the effectiveness of the JRC model, and the County continues to track outcomes to strengthen program implementation.

3. Description:

JRC is a collaborative program designed for youthful offenders demonstrate an escalating pattern of drug and/or alcohol use. JRC provides intensive supervision and substance use treatment as an alternative to incarceration, with the goals of increasing sobriety, reducing recidivism, and decreasing reliance on detention. The program consists of four phases, beginning with a 30-day orientation period. Youth may remain in the program if they continue to benefit from its structure and services. Upon successful completion of JRC, wardship may be terminated and all charges and stayed time may be dismissed.

Key components of JRC include:

- Weekly reporting to the probation officer for progress checks and drug testing.
- Regular attendance in school with no behavior challenges reported.
- Compliance with all court-ordered terms and conditions including weekly, bi- monthly, or monthly court appearances for progress reviews.
- Regular monitoring of youthful offenders' success utilizing incentives as included in the Probation Juvenile Incentives program approved by the Orange County Board of Supervisors.

Waymakers' Collaborative Court Full-Service Partnership (CCFPS) program is a program funded through a contract with Health Care Agency, Behavioral Health Services, and Children and Youth Services. CCFSP provides culturally competent in-home and community-based services for youth ages 12 to 25 struggling with mental illness and/or substance use challenges. A multidisciplinary team delivers assessment, case planning, linkage, coordination, and therapeutic interventions designed to support wellness, recovery, and stability across all life domains. Services emphasize pro-social engagement, self-efficacy, and emotional resilience to help youth succeed in their homes, schools, workplaces, and communities. CCFSP is the primary provider of behavioral health services for JRC.

Key components of JRC include:

- Individual, group and family therapy
- Services are provided in the home and in the field, including schools and community settings, to help increase accessibility and engagement for clients and families that experience transportation or scheduling difficulties
- Psychiatry and medication support
- On-site services and resources at Waymakers' Guidance Center, including therapeutic groups, diverse workshops, classes, and special events to promote pro-social activities, life skills development, and emotional resilience.

Program Successes:

A youth entered the JRC program after spending several years on probation and cycling in and out of juvenile hall. The primary substance involved was fentanyl, and at first, the youth displayed defiance and reluctance to engage in services through the CCFSP. The JRC team provided intensive, consistent support, and over time the youth began attending meetings regularly and fully participating in Medication Assisted Treatment (MAT). The youth demonstrated honesty about substance use, showed increased accountability, and developed healthier interpersonal skills. With sustained effort and engagement, the youth achieved sobriety and successfully graduated from the JRC program.

Another youth entered the JRC program following multiple law violations connected to substance use challenges and limited family support. While in custody, they reengaged in services, began family therapy, and were referred to Waymakers CCFSP to support their reentry and continue the progress they began while detained. Upon enrolling in JRC, they initially struggled to balance family responsibilities with prioritizing their recovery. Through consistent check-ins and coordinated support, the Waymakers team made timely therapeutic adjustments as their needs evolved and supported their active participation in intensive outpatient substance use treatment, MAT services, individual therapy, and parenting classes to develop healthier coping strategies and reduce anxiety related to becoming a young parent. Over time, they maintained sobriety, experiencing stabilization of their mental health symptoms, and

became steadily more engaged in the community. They secured employment, built a reliable support network, and grew increasingly comfortable in reaching out when they needed help. After successfully completing JRC, they continue to participate in services offered through Waymakers and other community-based providers to sustain their progress.

1. Program Name:

Orange County Gang Reduction and Intervention Partnership (OC GRIP)

2. Evidence Upon Which It Is Based:

OC GRIP is grounded in evidence-based early intervention and prevention strategies designed to support students, their families, and school staff. The program focuses on providing education and resources that promote improvement in academics, attendance and behavior, with an emphasis on encouraging youth to avoid future involvement in the criminal justice system. To measure performance outcomes, pre- and post-surveys are used to evaluate factors such as school attendance, discipline, resiliency, family functioning and overall well-being. In addition, families are connected with individualized resource referrals, including mental health providers, food banks, after-school activities, and other supportive services to address their unique needs.

3. Description:

GRIP is an evidence-based early intervention and prevention program designed to serve students in grades 4 through 8. The program aims to improve academic performance, attendance, and behavioral outcomes while reducing the risk of future involvement in the criminal justice system. GRIP operates through two distinct service models, GRIP 1 and GRIP 2.

GRIP 2 is implemented at 13 elementary schools and is staffed by volunteer teams composed of deputy district attorneys, investigators, and probation officers. Schools participating in GRIP 2 receive three structured student education curricula, a faculty education presentation, and a parent education presentation. Parents at GRIP 2 schools are also invited to participate in the Parent Greeter Program, an initiative modeled after neighborhood watch practices that promote campus safety and community engagement.

GRIP 1 is tailored to meet the specific needs of participating schools and their student populations and currently serves 40 elementary and middle schools. GRIP is staffed by multidisciplinary teams that include deputy district attorneys, probation officers, district attorney investigators, and Waymakers case managers. Students referred to GRIP 1 receive individualized intervention plans addressing attendance concerns, family dynamics, behavioral challenges, and social-emotional needs. The program facilitates referrals to counseling, mentorship opportunities, and other community-based resources as needed. GRIP 1 staff monitor student progress, including tracking intervention outcomes and school attendance. Individual student intervention meetings occur on a recurring basis, and parent intervention meetings are held as circumstances require. Parent education sessions are offered multiple times per year, and faculty education is provided at the beginning of each school year.

To reinforce positive behavior and engagement, GRIP offers a variety of incentive-based and recreational opportunities. These include athletic programming for select students during spring break, a Thanksgiving Incentive program, and an annual Angels Batting Practice and Game event, all designed to encourage student participation and recognize progress.

Program Successes:

Student 1: During the 2024-2025 school year, a student who attends Woodcrest Elementary, a GRIP 1 school, in the City of Fullerton was referred to GRIP to address barriers to success and to encourage the student to avoid gang involvement. The student was struggling with attendance and was arriving late to school three to four times each week, often by thirty minutes or more. As a result of the student's attendance pattern, they were missing morning instruction, which was impacting their academics. Falling behind their peers caused the student to feel overwhelmed and create difficulty for the student to focus and follow along in class. These behaviors were concerning to the student's teacher, as she knew that the student had the ability to meet academic standards.

The student lived with their family and sibling in one bedroom of a two-bedroom apartment. Another family occupied the second bedroom, for a total of ten individuals living together. The student immigrated from another country to the United States in 2024. The student's parents struggle financially and rely on public transportation. The student's father works seven days a week at two jobs. The student was having a difficult time adjusting to his new living circumstances and language and felt singled out at school due to his living situation. The student's mother was concerned he would join a local criminal street gang in exchange for money or a better living situation.

The student was referred to GRIP and became an active participant in GRIP Student Intervention Meetings and was assigned a Waymakers GRIP case manager. The GRIP team worked with the student and the student's family to problem solve solutions to help improve attendance. The student began going to bed earlier and setting clothes out the night before. GRIP provided the public transportation bus schedule to the family, and the student's attendance began to improve. GRIP also provided an English Spanish dictionary to the student so that he could work on practicing words to assist him academically. The student worked towards earning incentives for personal improvements and did earn the opportunity to attend the Spring Break Athletic Enrichment Soccer Program. GRIP also provided the family with referrals and linkages to local food banks.

Student 2: GRIP worked with a student for the second year in a row in 2025-2026. This student attended Ruby Drive in the City of Placentia. The student was referred to GRIP to address barriers to success and to encourage the student to avoid associating and socializing with participants of a criminal street gang. This student was referred to GRIP Student Intervention Meetings due to her low self-esteem and known familial dysfunction, including family gang

involvement. The student exhibited a lack of confidence and self-belief as well as a feeling of not belonging. The student's academics and behaviors were suffering as a result of the student's feelings. The student was unmotivated to participate in class or be involved in her learning potential.

The student lived with her mother and older sibling in a known gang neighborhood. When the student was a toddler, their father was murdered by rival gang members. The student expressed a sense of loneliness at school which caused her to self-isolate when at school. The student's mother was concerned that the student would join or socialize with a criminal street gang to cope with her feelings.

The student was an active participant in GRIP Student Intervention Meetings and received an assigned Waymakers case manager. The GRIP team initially focused on gaining the student's trust, before working on increasing the student's self confidence and self-worth. The GRIP team practiced "I am statements" with the student to reshape how the student felt about themselves. The student was challenged to replace their negative thoughts with positive words. The student began to be kinder to themselves, and the student began to spend time with friends at school. The student's mother was encouraged to spend quality time with the student. The student began to improve academically and participated in her education. The student eventually earned Student of the Month recognition for their academics and positive character traits. Due to the student's significant progress, the student earned a Raising Cane's gift basket from GRIP. The student's assigned GRIP case manager provided referrals and linkages to the student and family to Western Youth Services, local food banks, and after school tutoring.

Part III. Youthful Offender Block Grant (YOBG) – (Welfare & Institutions Code Section 1961(a).

A. Strategy for Non-707(b) Offenders

Describe your county's overall strategy for dealing with non-707(b) youthful offenders who are not eligible for commitment to the Division of Juvenile Justice. Explain how this Plan relates to or supports that strategy.

The County of Orange Probation Department addresses non-707(b) youthful offenders through a structured continuum of graduated interventions designed to promote accountability, reduce recidivism, and support rehabilitation within the local juvenile justice system. This continuum includes secure detention, when necessary, as well as community-based supervision options such as youth reporting centers, electronic monitoring for at-home pre-adjudicated youth and for adjudicated youth as necessary, and foster care placement when appropriate. Across all settings, youth receive individualized treatment and rehabilitative services tailored to their needs. Probation staff are trained in Evidence-Based Practices and use validated risk/needs assessment tools to guide case planning and match youth to the most effective level of supervision and intervention.

The Probation Departments approach is further supported through strong collaboration with CBOs, faith-based partners, and other service providers, ensuring youth have access to behavioral health services, mentoring, educational support, family resources, and other pro-social opportunities.

Plan Alignment

This Plan reinforces the Probation Department's strategy by promoting a coordinated, evidence-based framework for supervising and serving non-707(b) youth. It supports consistent case planning, targeted interventions, and interagency collaboration, all of which contribute to reducing recidivism and improving outcomes for youth who remain under local jurisdiction.

B. Regional Agreements

Describe any regional agreements or arrangements to be supported with YOBG funds.

Orange County does not currently have regional agreements as part of its YOBG funded services. Being a large urban county, the needs of the youth in Orange County are significant and there is no need for a regional approach to services with other counties currently.

C. Funded Programs, Placements, Services, Strategies and/or System Enhancements

Using the templates below, provide details for each program, strategy, and/or system enhancement that will be funded by the Juvenile Justice Crime Prevention Act (JJCPA), identifying any program that is co-funded with Youthful Offender Block Grant (YOBG) funds.

To include multiple programs, copy and paste the template fields "1. Program Name," "2. Evidence Upon Which It Is Based," and "3. Description" as many times as necessary.

YOBG Funded Program, Placement, Service, Strategy and/or System Enhancement

This template should be copied as many times as needed to capture every program, placement, service, strategy, and system enhancement you plan to fund next year.

1. Program Name:

Pre-Detention and Pre-Disposition Program (PPP)

2. Evidence Upon Which It Is Based:

N/A

3. Description:

The PPP provides a continuum of strategies designed to reduce the use of secure detention while maintaining community safety. The program offers electronic monitoring and structured supervision for youth who remain at home while awaiting adjudication of their cases. A validated risk assessment instrument is used to determine which youth can be safely released under this model, ensuring secure detention beds are reserved for high-risk offenders.

All youth in the program are supervised using electronic monitoring equipment, allowing pre-adjudicated youth to remain in a community-based setting rather than being housed with individuals assessed as higher risk. Participants are held accountable for complying with program expectations, including attending school according to their assigned schedule and participating in all court-ordered counseling.

Services provided within the PPP include:

- Supporting youth in the community and in their homes.
- Face-to-face contact between officers and youth assigned to their caseloads.
- Risk assessment tools used to screen youth for eligibility in the program.

- Effective Practices in Community Supervisions (EPICS).
- Electronic Monitoring, which includes 24/7 GPS and radio frequency monitoring for select youthful offenders as a deterrent and enhancement tool in community supervision.
- Regular monitoring of youthful offenders' success utilizing incentives as included in the Probation Juvenile Incentives program approved by the Board of Supervisors.

Program Successes:

A youth was released to the PPP pending a new law violation. During the period of PPP supervision, the youth demonstrated consistent progress and cooperation. The youth reported to scheduled office visits as directed, consistently tested negative for substance use, and maintained appropriate behavior during both office contacts and the home visit. Although graffiti-related items were found in the home early on, the youth complied immediately with directives, and no further concerns arose. Counseling appointments were attended as ordered, and engagement remained steady, with the youth's family also seeking supportive services. The youth reported no issues at home or school, maintained communication, and adhered to GPS requirements. Positive efforts were acknowledged during a recent visit, and the youth was issued an incentive gift card for following PPP expectations and to encourage pro-social behavior. Overall, the youth demonstrated meaningful improvement, accountability, and steady compliance throughout supervision, ultimately completing PPP successfully.

1. Program Name:

Juvenile Facilities Programming

2. Evidence Upon Which It Is Based:

N/A

3. Description:

Juvenile Facilities Programming provides institutional and camp programming at the Juvenile Hall facility and Camp facilities. Each facility delivers similar evidence-based cognitive-behavioral treatment programs designed to support rehabilitation and reduce recidivism. Youth participate in a tiered phase level system that offers a continuum of responses appropriate for in-custody treatment.

Camps serve youth based on age, gender, criminogenic risk factors and/or commitment length. Specialized programs within the facilities support youth who require an enhanced transition and reentry services. These programs include, but are not limited to, gang intervention, cognitive behavioral treatment, and other youth development focused interventions. Progressive

Rehabilitation in a Dynamic Environment (PRIDE) and Leadership Education through Active Development (LEAD) are two programs that are provided within the Youth Leadership Academy (YLA).

Services provided within Juvenile Facilities Programming include:

- Cognitive behavioral treatment programs to assist in-custody youth with their rehabilitation.
- Aggression Replacement Training.
- Decision Points and Effective Practices in Community Supervision (EPICS).
- Just Beginnings parenting program and baby visits sponsored by the Youth Law Center (available to all eligible youth).
- Individual and group counseling.
- Therapy provided by a licensed clinician.
- Drug/Alcohol & Mental Health counseling.
- Educational & Vocational services to address each youth's social and behavioral needs.
- Assistance for college enrollment, employment, and family reunification.
- Other evidence-based programming.
- Regular monitoring of youthful offenders' success, including incentives as included in Probation Juvenile Incentives program as approved by the Board of Supervisors.
- Collaboration between county partners, such as HCA, Probation Department, community partners (Department of Education, Project Kinship, Waymakers, Santiago Canyon College), and the Orange County Bar Foundation.

Program Successes:

The juvenile facilities provide access to the Associate Degree for Transfer (ADT) Program via a college partnership to expand meaningful educational opportunities for system-involved youth, consistent with priorities that emphasize access to rehabilitative, developmentally appropriate, community-focused services. Last year, one participant successfully earned an Associate of Arts degree and is now attending a California State University. This participant chose education as a pathway toward long-term stability, was recently recognized on the Dean’s List, and is on track to earn a bachelor’s degree in 2026.

Two additional participants in the ADT Program are on track to complete their Associate of Arts degrees at the end of the Spring semester, and both have been accepted into a California State University. The ADT Program serves as a key component in advancing JJRBG goals by supporting

educational attainment, reducing barriers to postsecondary enrollment, and promoting pro-social, community-based outcomes. With continued support from the Probation Department and Project Rebound, these youth are positioned to begin classes at a California State University in 2026, further demonstrating the effectiveness of JJRBG-aligned strategies that place education as a pathway to long-term success and reduced system involvement.

1. Program Name:

Community Supervision

2. Evidence Upon Which It Is Based:

N/A

3. Description:

Formal supervision provides community-based supervision for youth who have been declared wards of the juvenile court. Deputy probation officers (DPOs) monitor youth within the community focusing on the youth's risks and needs to ensure the youth is complying with the terms and conditions of the court and ensuring the youth has necessary supportive services. The primary goal is to provide reentry services and effective supervision to ensure the youths successful integration within the community, balanced with community safety.

The level of supervision is based on individual assessments completed on each youth, focusing on risk reduction and connections within the youth community to assist in fulfilling an individual's needs. Probation officers are trained in the use of Evidence-Based Practices and Cognitive Behavioral Techniques to assist the youth in thinking differently about their actions and influencing positive decisions related to their choices and behavior.

Services provided within Community Supervision include:

- Core Correction Practices (CCP), Thinking for a Change (T4C), EPICS, and Decision Points, which assist youth in successful reentry into the community.
- Compliance with court orders, office visits, home checks, search and seizure, and random drug testing.
- Electronic Monitoring can be an option, this includes 24/7 GPS monitoring for appropriate youth as a deterrent and as an enhanced supervision tool.
- Behaviors and needs of the youth and their families are addressed through community-based referrals and through supportive case management.
- DPOs utilize graduated sanctions and incentives to encourage appropriate personal behavior and compliance with court orders.

Office of Youth and Community Restoration

Juvenile Justice Crime Prevention Act & Youthful Offender Block Grant (JJCPA-YOBG)

2026 Expenditure and Data Report

Date:	
County Name:	ORANGE
Primary Contact Name:	Daniel Hernandez
Telephone Number:	714-645-7001
Title:	Chief Probation Officer
Email Address:	Daniel.Hernandez@prob.ocgov.com
Secondary Contact Name:	Diana Chepi
Telephone Number:	714-834-7035
Title:	Fiscal Manager, Senior
Email Address:	Diana.Chepi@ceo.oc.gov

INSTRUCTIONS:

Report Submission Process

On or before October 1, 2026, each county is required to submit to the Office of Youth and Community Restoration (OYCR) a report on its Juvenile Justice Crime Prevention Act (JJCPA) and Youthful Offender Block Grant (YOBG) programs during the preceding year. For JJCPA this requirement can be found at Government Code (GC) Section 30061(b)(4)(C) and for YOBG it can be found at Welfare & Institutions Code Section (WIC) 1961(c). These code sections both call for a consolidated report format that includes a description of the programs and other activities supported by JJCPA and/or YOBG funds, an accounting of all JJCPA and YOBG expenditures during the prior fiscal year, and countywide juvenile justice trend data.

This template should be used to ensure your submission meets the accessibility standards published by the U.S. Department of Health and Human Services. Plans must meet these standards for posting to the OYCR website. The standards are outlined here, Accessibility Conformance Checklists | HHS.gov.

Your submission will be posted to the OYCR website once it is confirmed to meets the accessibility standards. We encourage you to review your report for accuracy before sending it to the OYCR. Please review your submission for spelling and do NOT change the report form to a PDF document prior to submission.

Prior to submitting this report save the file using the following naming convention: "(County Name) 2026 JJCPA-YOBG Report." For example, Sacramento County would name its file "Sacramento 2026 JJCPA-YOBG Report".

Once the report is complete, attach the file to an email and send it to: OYCRgrants@chhs.ca.gov.

Expenditure and Data Report Content

The report consists of several sections. Complete the report by providing the information requested in each worksheet.

1. **Report I. Countywide Juvenile Justice Data**
    a. Provide data directly from your Juvenile Court & Probation Statistical System (JCPSS) Report 1 that you received from the California Department of Justice (DOJ) for 2025.
2. Similarly, for **Report III. Countywide Juvenile Justice Data** you will pull information directly from your 2025 JCPSS Report 3.
3. For **Arrest Data: Countywide Juvenile Justice Data** you will obtain data from the DOJ's Open Justice public website.
4. **Analysis of Countywide Trend Data**
    a. Describe how the programs and activities funded by JJCPA-YOBG have, or may have, contributed to the trends seen in the data included in REPORT 1, REPORT 3, and ARREST DATA.
5. **Accounting of JJCPA-YOBG Expenditures**
    a. You are required to provide a detailed accounting of actual expenditures for each program, placement, service, strategy, or system enhancement that was funded by JJCPA and/or YOBG during the preceding fiscal year. This worksheet is also where you are asked to provide a description of each item funded.

Contents

Juvenile Justice Crime Prevention Act & Youthful Offender Block Grant (JJCPA-YOBG) 1
2026 Expenditure and Data Report 1
INSTRUCTIONS: 1
Contents 3
Report I. Countywide Juvenile Justice Data 4
Report III. Countywide Juvenile Justice Data 5
Arrest Data: Countywide Juvenile Justice Data 7
Analysis of Countywide Trend Data 8
Accounting of JJCPA-YOBG Expenditures 9

Report I. Countywide Juvenile Justice Data

Please use your Department of Justice (DOJ) “Report 1”—titled Referrals of Juveniles to Probation Departments for Delinquent Acts, January 1–December 31, 2025: Age by Referral Type, Gender, Race/Ethnic Group, Referral Source, Detention, Prosecutor Action, and Probation Department Disposition—to complete the blank fields below. Enter all relevant data exactly as reported under each category.

Probation Department Disposition

Informal Probation	0
Diversions	0
Petitions Filed	2,249

Gender (Optional)

Male	2,836
Female	755
Total	3,591

Race/Ethnicity Group (Optional)

Hispanic	2,496
White	474
Black	220
Asian	131
Pacific Islander	4
Indian	1
Unknown	265
Total	3,591

Please use this space to explain any exceptions and/or anomalies in the data reported above:

Report III. Countywide Juvenile Justice Data

Please use your Department of Justice (DOJ) “Report 3”—titled Juvenile Court Dispositions Resulting From Petitions for Delinquent Acts, January 1–December 31, 2025: Age by Petition Type, Gender, Race/Ethnic Group, Defense Representation, Court Disposition and Wardship Placement —to complete the blank fields below. Enter all relevant data exactly as reported under each category.

Petition Type

New	1,141
Subsequent	1,108
Total	2,249

Court Disposition

Informal Probation	225
Non-Ward Probation	176
Wardship Probation	1,266
Diversion	0
Deferred Entry of Judgement	27

Wardship Placements

Own/Relative's Home	452
Non-Secure County Facility	0
Secure County Facility	814
Other Public Facility	0
Other Private Facility	0
STCF-SB823[1]	0
Other	0
Total	1,266

Subsequent Actions

Technical Violations	5

Gender (Optional)

Male	1,842
Female	407
Total	2,249

Race/Ethnicity Group (Optional)

Hispanic	1,631
White	267
Black	146

[1] In 2020, the California Legislature passed Senate Bill 823-Juvenile Justice Realignment. In accordance, the Division of Juvenile Justice (DJJ) closed as of 6/30/2023. The disposition previously labeled “DJJ” has been replaced with the new disposition “Secure Track County Facility-SB 823” and is represented in this template as “STCF-SB823.”

Asian	68
Pacific Islander	2
Indian	0
Unknown	135
Total	2,249

Please use this space to explain any exceptions and/or anomalies in the data reported above:

Arrest Data: Countywide Juvenile Justice Data

In the blank boxes below, enter your juvenile arrest data from last year (2025).

Arrest data by county can be found at State of California Department of Justice - OpenJustice or use your County's recorded information:

Arrests

Felony Arrests	930
Misdemeanor Arrests	1,132
Status Arrests	14
Total	2,076

Gender (Optional)

Male	1,680
Female	396
Total	2,076

Race/Ethnicity Group (Optional)

Black	128
White	365
Hispanic	1412
Other	171
Total	2,076

Please use this space to explain any exceptions and/or anomalies in the data reported above:

Analysis of Countywide Trend Data

Provide a summary description or analysis, based on available information, of how the programs, placements, services, strategies or system enhancements funded by JJCPA-YOBG have, or may have, contributed to, or influenced, the juvenile justice data trends identified in this report. Government Code Section 30061(b)(4)(C)(iv) & WIC Section 1961(c)(3):

From 2015 to 2025, Orange County experienced an overall decrease of 57 percent for juvenile arrests. This decline may be partially attributed to the passage of Proposition 47 in 2014, which reclassified some nonviolent felonies to misdemeanors. However, the law had minimal effect on serious and violent felonies. As a result, the proportion of arrests for serious and violent felonies increased, making up about 32 percent of total arrests between 2015 and 2025 compared to roughly 27 percent between 2005 and 2014 before Proposition 47, even though the actual number of serious and violent arrests did not rise significantly. In other words, the decline in nonviolent arrests reshaped the overall arrest profile, causing serious and violent offenses to represent a larger share of the total.

Juvenile arrests were on a steady decline in Orange County through 2018. The number of arrests in 2019 was similar to 2018, potentially beginning what could have been a leveling off of juvenile arrests if not for the COVID-19 pandemic. Beginning in 2020 through 2022, statewide and local emergency policies led to fewer arrests in Orange County. In 2025, juvenile arrests were 24% lower than in 2018, 20% lower than in 2019, and 13% lower than in 2024. Trends suggest that juvenile arrests have leveled off with the decline in arrests from 2024 to 2025.

Accounting of JJCPA-YOBG Expenditures

Use the template(s) below to report the programs, placements, services, strategies, and/or system enhancements you funded in the preceding fiscal year. Use a separate template for each program, placement, service, strategy, or system enhancement that was supported with JJCPA and/or YOBG funds. If you need more templates than provided, please use the **Instructions for Additional Usage of Funds section** at the end for copy and pasting more tables.

1. Start by indicating the name of the first program, placement, service, strategy, or system enhancement that was funded with JJCPA and/or YOBG funds last year.
2. Next indicate the expenditure category using the list below:

List of Expenditure Categories and Associated Numerical Codes

	Code	Expenditure Category	Code	Expenditure Category
Placements	1	Juvenile Hall	5	Private Residential Care
	2	Ranch	6	Home on Probation
	3	Camp	7	Other Placement
	4	Other Secure/Semi-Secure Rehab Facility		
	Code	**Expenditure Category**	**Code**	**Expenditure Category**
Direct Services	8	Alcohol and Drug Treatment	26	Life/Independent Living Skills Training/Education
	9	After School Services	27	Individual Mental Health Counseling
	10	Aggression Replacement Therapy	28	Mental Health Screening
	11	Anger Management Counseling/Treatment	29	Mentoring
	12	Development of Case Plan	30	Monetary Incentives
	13	Community Service	31	Parenting Education
	14	Day or Evening Treatment Program	32	Pro-Social Skills Training
	15	Detention Assessment(s)	33	Recreational Activities
	16	Electronic Monitoring	34	Re-Entry or Aftercare Services
	17	Family Counseling	35	Restitution
	18	Functional Family Therapy	36	Restorative Justice
	19	Gang Intervention	37	Risk and/or Needs Assessment
	20	Gender Specific Programming for Girls	38	Special Education Services
	21	Gender Specific Programming for Boys	39	Substance Abuse Screening
	22	Group Counseling	40	Transitional Living Services/Placement
	23	Intensive Probation Supervision	41	Tutoring
	24	Job Placement	42	Vocational Training
	25	Job Readiness Training	43	Other Direct Service
	Code	**Expenditure Category**	**Code**	**Expenditure Category**
Capacity Building/ Maintenance Activities	44	Staff Training/Professional Development	48	Contract Services
	45	Staff Salaries/Benefits	49	Other Procurements
	46	Capital Improvements	50	Other
	47	Equipment		

3. For each program, placement, service, strategy, or system enhancement, record actual expenditure details for the preceding fiscal year. Expenditures will be categorized as coming from one or more of three funding sources:
    1. JJCPA funds
    2. YOBG funds
    3. Other funding sources (local, federal, other state, private, etc.)

   Be sure to report all JJCPA and YOBG expenditures for the preceding fiscal year irrespective of the fiscal year during which the funds were allocated. Definitions of the budget line items are:

- **Salaries and Benefits** includes all expenditures related to paying the salaries and benefits of county probation (or other county department) employees who were directly involved in grant-related activities.
- **Services and Supplies** includes expenditures for services and supplies necessary for the operation of the project (e.g., lease payments for vehicles and/or office space, office supplies) and/or services provided to participants and/or family members as part of the project's design (e.g., basic necessities such as food, clothing, transportation, and shelter/housing; and related costs).
- **Professional Services** includes all services provided by individuals and agencies with whom the County contracts. The county is responsible for reimbursing every contracted individual/agency.
- **Community-Based Organizations** (CBO) includes all expenditures for services received from CBO's. NOTE: If you use JJCPA and/or YOBG funds to contract with a CBO, report that expenditure on this line item rather than on the Professional Services line item.
- **Fixed Assets/Equipment** includes items such as vehicles and equipment needed to implement and/or operate the program, placement, service, etc. (e.g., computer and other office equipment including furniture).
- **Administrative Overhead** includes all costs associated with administration of the program, placement, service, strategy, and/or system enhancement being supported by JJCPA and/or YOBG funds.

4. Use the space below the budget detail to provide a narrative description for each program, placement, service, strategy, and/or system enhancement that was funded last year.

Repeat this process as many times as needed to fully account for all programs, placements, services, strategies, and systems enhancements that were funded with JJCPA and/or YOBG during the last fiscal year. Keep in mind that this full report will be posted on the OYCR website in accordance with state law.

Program, Placement, Service, Strategy, or System Enhancement

Name of program, placement, service, strategy or system enhancement (Required):	Substance Use Programming
Expenditure Category (Required):	

Category:	JJCPA Funds	YOBG Funds	All Other Funds (Optional)
Salaries & Benefits:	$5,007,995	$	$
Services & Supplies:	$38,293	$	$
Professional Services:	$ 2,481	$	$
Community Based Organizations:	$	$	$
Fixed Assets/Equipment:	$	$	$
Administrative Overhead:	$6,209	$	$
Other Expenditures (List Below):			
	$	$	$
	$	$	$
	$	$	$
TOTAL:	**$5,054,978**	**$**	**$**

Provide a description of the program, placement, service, strategy or system enhancement that was funded with JJCPA and/or YOBG funds in the preceding fiscal year. For example, you might want to include information on the types of youth served, prevention services you provided, your accomplishments, any barriers encountered, and what specifically JJCPA and/or YOBG funds paid for.
Substance Use Programming (SUP) provides services at both Juvenile Hall and the camp facilities, offering a consistent continuum of evidence-based, cognitive-behavioral treatment programs that support youth rehabilitation, personal development, and preparation for reentry. While all sites offer core interventions, services are further tailored to meet the individual needs of the youth participating in programming. Youth engage in a structured, tiered phase-level system that delivers a continuum of care responsive to areas such as age, gender, criminogenic risk, and length of commitment. Specific interventions are available for youth who require enhanced support, particularly those needing structured transition and reentry services as they approach release

Services provided within SUP include:

- Cognitive-behavioral treatment programs that promote prosocial decision-making and support rehabilitation.
- Aggression Replacement Training.
- Decision Points and Effective Practices in Community Supervision.
- The Just Beginnings parenting program and baby visitation opportunities.
- Individual and group counseling.
- Therapeutic services provided by licensed clinicians.
- Drug/Alcohol & Mental Health counseling.
- Educational & Vocational services to address each youth's social and behavioral needs.
- Assistance with college enrollment, employment readiness, and family reunification.
- Additional evidence-based programming tailored to individual needs.
- Ongoing monitoring of progress, including participation in the Probation Department's Juvenile Incentives Program approved by the Board of Supervisors.
- Collaboration between county partners, such as the Health Care Agency (HCA), Probation Department, community partners (OC Department of Education (OCDE), Project Kinship, Waymakers, Santiago Canyon College), and the Orange County Bar Foundation.
- SUP's coordinated, evidence-based framework plays a critical role in strengthening rehabilitation efforts and supporting youth as they transition towards a stable, healthy, and productive future beyond today.

Program Success:
A 13-year-old entered Juvenile Hall facing one of the most difficult seasons of their young life. Charged with a serious offense, they began a journey that could have easily taken them down a destructive path. Instead, they proved that with guidance, consistency, and personal commitment, change is possible.

When the youth arrived to the camp, they struggled to meet program expectations and manage the emotional challenges that come with a highly structured environment. The adjustment wasn't simple, but they began to build better habits, learn communication skills, and understand the importance of responsibility. The youth's persistence paid off, and they eventually moved up within the unit program.

The youth was moved into a new unit. The change brought challenges in the form of new routines, different peers, and fresh expectations. The youth entered the ASERT Phase Program, which includes self-reflection, accountability, and consistent efforts. Throughout their journey, they experienced phase drops and phase freezes due to missteps, but each time they chose to refocus and learn from their experiences. Through hard work and perseverance, the youth earned their way to Phase 4.

The youth is a respected member of Youth Council and mentors incoming youth, offering guidance grounded in their own experiences. Now preparing for release in several months,

the youth stands as an example of what determination, support, and a willingness to change can accomplish. Their journey shows that rehabilitation is real, transformation is possible, and every young person deserves the chance to write their own story.

A youth enrolled at YGC expressed interest in addressing trauma, recognizing how their traumatic experiences, substance use, and mental health symptoms were interconnected. They entered treatment with significant hypervigilance, anxiety, and nightmares, and agreed to adjunct trauma-focused care, participating consistently in EMDR. Through ongoing integrated case assessment meetings, Probation and the clinical team collaborated closely to align support around their mental health, substance use needs, and overall stability. Since beginning this coordinated care, the youth has reported substantial reductions in anxiety, hypervigilance, and nightmares, describing a shift from feeling unsafe and distressed to experiencing markedly improved emotional regulation and safety. Their strong engagement, paired with effective cross-agency collaboration, has contributed to meaningful progress in his recovery and well-being.

Instructions for Additional Usage of Funds

To include additional tables, copy and paste the template below as many times as necessary.

Program, Placement, Service, Strategy, or System Enhancement

Name of program, placement, service, strategy or system enhancement (Required):	Juvenile Recovery Court
Expenditure Category (Required):	

Category:	JJCPA Funds	YOBG Funds	All Other Funds (Optional)
Salaries & Benefits:	$523,071	$	$
Services & Supplies:	$263,149	$	$
Professional Services:	$12,122	$	$
Community Based Organizations:	$	$	$
Fixed Assets/Equipment:	$	$	$
Administrative Overhead:	$6,209	$	$
Other Expenditures (List Below):			
	$	$	$
	$	$	$
	$	$	$
TOTAL:	**$804,551**	**$**	**$**

Provide a description of the program, placement, service, strategy or system enhancement that was funded with JJCPA and/or YOBG funds in the preceding fiscal year. For example, you might want to include information on the types of youth served, prevention services you provided, your accomplishments, any barriers encountered, and what specifically JJCPA and/or YOBG funds paid for.
Juvenile Recovery Court (JRC) is a collaborative program for youthful offenders demonstrating an escalating pattern of drug and/or alcohol use. JRC provides intensive supervision and treatment for substance use to these youth as an alternative to incarceration. There are 4 program phases, including an initial 30-day orientation period. The primary JRC goals are to increase sobriety and reduce recidivism while reducing the reliance on incarceration. Participants may remain in the program as long as they can derive a benefit from it. On successful completion of JRC, wardship may be terminated and all charges and stayed time are dismissed.

Services provided within JRC include:

- Weekly individual and group therapy sessions.
- Weekly self-help meetings.
- Weekly reporting to the probation officer for progress checks and drug testing.
- Regular attendance in school.
- Compliance with all court-ordered terms and conditions and regularly scheduled weekly, bi-monthly, or monthly court appearances for progress reviews.
- Regular monitoring of youthful offenders' success utilizing incentives as included in the Probation Juvenile Incentives program approved by the Orange County Board of Supervisors.

The JRC program is currently supported through behavioral health services coordinated by HCA. As of June 30, 2026, HCA's contract with Waymakers for the Youthful Offender Wraparound (YOW) and Collaborative Full-Service Partnership (CCFSP) programs has concluded. Although these specific programs are no longer administered through HCA, there has been no interruption in services for JRC youth. HCA now oversees coordination of treatment services and continues to facilitate referrals to appropriate behavioral health providers to ensure continuity of care. Under this structure, HCA functions as the central coordinating entity for JRC-related treatment needs, while Waymakers and other county partners continue to offer complementary services as appropriate such as:

- Individual therapy and family therapy in the client's home or other field-based location to reduce barriers to treatment such as transportation difficulties.
- Linkage to psychiatry and medication support
- Intensive behavioral health Full-Service Partnership (FSP) programs such as STAY and RENEW which provide intensive case management, mental health treatment and housing support.

Program Successes:
A youth entered Juvenile Recovery Court in 2025 and graduated from the program in 2026. Their journey was far from easy, but it became a powerful story of resilience, growth, and hope.
Throughout the program, the youth faced significant challenges with marijuana and methamphetamine use while also working to distance themself from negative, gang-involved peers who had long influenced their life. Although they initially complied with program expectations, they experienced setbacks, including a relapse. During this time, they struggled to accept responsibility for their substance use and often blamed others for their positive drug tests. Their substance use eventually escalated to alcohol and nitrous oxide (NOS), prompting the Juvenile Recovery Court team to recommend residential treatment. At first, the youth was resistant to the idea of treatment. However, they completed three months in residential care—a decision they later described as the best choice they had ever made, saying it "saved my life."

Following treatment, the youth transitioned into a sober living home, secured employment through their own initiative, and became increasingly receptive to the encouragement, guidance, and accountability offered by those who believed in them. The youth began to rebuild not only their future, but also their confidence in themself.

At Juvenile Recovery Court graduation, the youth reflected on how their perspective had changed. While they once believed the program was making their life more difficult, the youth came to recognize that the team never gave up on them. The youth realized the team believed in their potential and remained committed to their success, even during the times when they could not see that potential in themself.

The youth's journey is a testament to the strength that comes from perseverance, the courage to take accountability, and the willingness to embrace change. Their graduation represents far more than the completion of a program—it marks the beginning of a healthier, more hopeful future built on the hard-earned choices they made every step of the way.

A youth entered the JRC program following multiple law violations connected to substance use challenges and limited family support. While in custody, they reengaged in services, began family therapy, and were referred to Waymakers CCFSP to support their reentry and continue the progress they began while detained. Upon enrolling in JRC, they initially struggled to balance family responsibilities with prioritizing their recovery. Through consistent check-ins and coordinated support, the Waymakers team made timely therapeutic adjustments as their needs evolved and supported their active participation in intensive outpatient substance use treatment, MAT services, individual therapy, and parenting classes to develop healthier coping strategies and reduce anxiety related to becoming a young parent. Over time, they maintained sobriety, experiencing stabilization of their mental health symptoms, and became steadily more engaged in the community. They secured employment, built a reliable support network, and grew increasingly comfortable in reaching out when they needed help. After successfully completing JRC, they continue to participate in services offered through Waymakers and other community-based providers to sustain their progress.

Program, Placement, Service, Strategy, or System Enhancement

Name of program, placement, service, strategy or system enhancement (Required):	Decentralized Intake/Sheriff's Prevention Program
Expenditure Category (Required):	

Category:	JJCPA Funds	YOBG Funds	All Other Funds (Optional)
Salaries & Benefits:	$	$	$
Services & Supplies:	$	$	$
Professional Services:	$	$	$
Community Based Organizations:	$440,863	$	$
Fixed Assets/Equipment:	$	$	$
Administrative Overhead:	$6,209	$	$
Other Expenditures (List Below):			
	$	$	$
	$	$	$
	$	$	$
TOTAL:	**$447,072**	**$**	**$**

Provide a description of the program, placement, service, strategy or system enhancement that was funded with JJCPA and/or YOBG funds in the preceding fiscal year. For example, you might want to include information on the types of youth served, prevention services you provided, your accomplishments, any barriers encountered, and what specifically JJCPA and/or YOBG funds paid for.
Decentralized Intake (DCI) increases the level of counseling and diversion services for at-risk youth in the unincorporated areas and cities serviced by the Sheriff's Department. DCI staff offers timely assessment and a progression of intervention services to youth and their families near their homes. The primary goal of DCI is to reduce the number of at-risk youths that progress further in the juvenile justice system through prompt assessment and linkage to appropriate services at the earliest possible point. Services provided within DCI include: • Expedited processing of youth arrested and referred to needed resources. • Referral of DCI youth and their families to local resources, programs, and classes for appropriate intervention services when possible. • Informal consultations among the on-site operations staff for purposes of making more informed decisions about certain cases.

- Collaboration between county partners, such as Sheriff's Department, Probation Department, and community partners (Pepperdine Resource, Youth Diversion and Education (PRYDE)).

Intervention services provided by PRYDE include:

- Intake assessments with at-risk youth and their families.
- Individual youth, parent and family counseling services.
- Restorative justice services including facilitating community service and restitution to victims.
- Drug and alcohol education and prevention classes.

Program Challenges

The rising number of school, city and community property vandalism cases has also resulted in increasingly larger restitution amounts. Collecting these amounts has become challenging and in many cases impossible. We are working to find a balance between restorative justice and juvenile and parent responsibility so juveniles can successfully pass the program even if the full restitution cannot be paid.

The number of criminal and traffic e-bikes cases referred to our program has been rising. One disturbing concern is the number of cases involving serious injuries to juvenile e-bike riders. As such we have been developing an e-bike course partially modelled after the CHP program but will also include parental education on e-bikes, related laws and the many serious dangers that adolescents face while riding these motorized vehicles.

While referrals have increased this past year, so have the number of cases where parents refuse to participate. We are concerned that increasingly parents are minimizing juvenile crime and believe that prosecution is unlikely. As such, there is little benefit for their participation. This next year we will be working to meet with community leaders to discuss this trend.

Program Successes

A 13 year old male was referred to PRYDE in 2011 for serious behavioral issues. The parents had been struggling for years with out of control behavior, violence and serious problems at school. He had not been attending middle school for the past year and had been recently placed on a psychiatric hold. While the parents had taken the child for mental health evaluation and treatment, nothing helped. We met with the family, evaluated the youth and determined that this was not simply a case of bad parenting. He was diagnosed with a serious mood disorder that would require medication and therapy. We provided individual and family counseling and supported the parents to find proper psychiatric care. We also participated in his Individualized Education Plan meetings. PRYDE provided support to the family through to

his high school graduation. He did not receive a single law violation during this period. This spring he reached out to us to share he was doing great and was graduating from college.

Program, Placement, Service, Strategy, or System Enhancement

Name of program, placement, service, strategy or system enhancement (Required):	Truancy Response Program
Expenditure Category (Required):	

Category:	JJCPA Funds	YOBG Funds	All Other Funds (Optional)
Salaries & Benefits:	$402,091	$	$
Services & Supplies:	$6,803	$	$
Professional Services:	$	$	$
Community Based Organizations:	$437,200	$	$
Fixed Assets/Equipment:	$	$	$
Administrative Overhead:	$6,209	$	$
Other Expenditures (List Below):			
	$	$	$
	$	$	$
	$	$	$
TOTAL:	**$852,303**	**$**	**$**

Provide a description of the program, placement, service, strategy or system enhancement that was funded with JJCPA and/or YOBG funds in the preceding fiscal year. For example, you might want to include information on the types of youth served, prevention services you provided, your accomplishments, any barriers encountered, and what specifically JJCPA and/or YOBG funds paid for.
Truancy Response Program (TRP) is a collaborative, three-tiered program designed to address chronic absenteeism in Orange County schools and reduce the number of youths involved in the juvenile justice system. TRP focuses on chronically truant youth and their families who have failed to respond to the traditional efforts at the school district level. Reducing school truancies and absences increases the chances of future success for the youth. By prioritizing youth at risk for delinquency, the TRP aims to reduce the number of youths who later commit crime resulting in a formal 602 application. TRP provides progression of interventions up to, and including, formal court action.

Services provided within TRP include three (3) tiers:
First Tier School Attendance Review Boards (SARB) and Parent Meetings:

- Mandatory attendance of truant youth and their parents at school-based group parent meetings conducted by the District Attorney.
- District Attorney attendance at SARB meetings based on availability and invitation by individual districts.
- Community Partners attend SARB based on availability and invitation by individual districts.
- Referrals for services, such as counseling, parenting skills, and basic housing and shelter needs are provided by collaborating agencies and individual districts during SARB.

Second Tier CBO informal intake and diversion:

- Referral to CBO from SARB for a TRP intake evaluation for informal handling.
- Placement in one of several "pre-court" TRP interventions monitored by CBO.
- Participation of both youth and parents in a Parent Empowerment Program workshop designed to coach parents in effective parenting and support skills for their children.
- Referrals for services, such as counseling, parenting skills, and basic housing and shelter needs are provided for truancy court families by collaborating agencies.

Third Tier Formal Filing:

- Referral by School Districts to the District Attorney's Department for potential filing.
- Prosecution of parents and/or students, depending on age of the student. If parents plead guilty, the court can order fines. If students admit the petition, the court can order fines, community service, and/or a truancy prevention program.
- Collaboration between court partners, such as District Attorney, Juvenile Court, Social Services Agency, Public Defender, and community partners (Waymakers, Boy's and Girl's Club of Garden Grove, OCDE, and local school districts).

Program, Placement, Service, Strategy, or System Enhancement

Name of program, placement, service, strategy or system enhancement (Required):	School Mobile Assessment and Response Team
Expenditure Category (Required):	

Category:	JJCPA Funds	YOBG Funds	All Other Funds (Optional)
Salaries & Benefits:	$3,094,394	$	$
Services & Supplies:	$121,832	$	$
Professional Services:	$	$	$
Community Based Organizations:	$	$	$
Fixed Assets/Equipment:	$	$	$
Administrative Overhead:	$6,209	$	$
Other Expenditures (List Below):			
	$	$	$
	$	$	$
	$	$	$
TOTAL:	**$3,222,435**	**$**	**$**

Provide a description of the program, placement, service, strategy or system enhancement that was funded with JJCPA and/or YOBG funds in the preceding fiscal year. For example, you might want to include information on the types of youth served, prevention services you provided, your accomplishments, any barriers encountered, and what specifically JJCPA and/or YOBG funds paid for.
The School Mobile Assessment and Resource Team (SMART) was established to reduce crime and violence by youths on, near, or affecting school campuses in Orange County. SMART works in conjunction with Orange County Municipal Police Departments, various collaborative partners, and agencies on incidents related to violence, threats, possession and/or use of weapons, unstable behaviors, and suicidal actions or tendencies. SMART members respond day or night to calls from school and community personnel reporting violence or threats of violence. Each call for service results in an assessment of the situation, a threat assessment as needed (including home searches for weapons) and referrals to law enforcement, diversion programs, or other alternative services. The goal of SMART is to prevent and/or detect the precursors to violence through education and awareness, preempting likely instances of violence through threat assessment, and responding quickly and effectively to violence on or around school campuses.

Services provided within SMART include the following:

- Conduct threat assessments at the school and/or community site.
- Refer at-risk youth to appropriate community resources for assessment and intervention services.
- Investigate criminal acts and make arrests, if necessary, or submit referrals to a diversion program.
- Maintain safety of and security for the school and return staff and students to their daily routine.
- Collaboration between county partners, such as the Orange County Sheriff's Department, Orange County Probation, Orange County District Attorney's Office, Health Care Agency, and community partners to include local school districts.

Program Success:

In September 2025, SMART responded to a North Orange County high school regarding a telephonic bomb threat. The caller stated a bomb would detonate on campus and that they were on their way to campus with a rifle, prompting a large-scale emergency response by the Orange County Sheriff's Department (OCSD). The school was placed on a lockdown while OCSD patrol deputies, the bomb squad, SWAT, Air Support, and SMART responded. Although it was eventually determined that there was no active threat to the school, the threat resulted in significant panic among students, staff, and parents and disrupted school activities.

SMART later determined the caller used Voice over Internet Protocol (VoIP) and a virtual private network (VPN) to disguise their identity. Multiple emergency disclosure requests and search warrants that were obtained by SMART revealed the caller's identity and location in the state of New York. SMART coordinated with multiple local and federal law enforcement agencies and learned the caller had conducted several other telephonic threats to schools in other jurisdictions on the same day. It was also later determined that the suspect had been extorting an uninvolved student at the North Orange County high school, providing additional context for the motive behind the threat. As a result of the investigation, a juvenile suspect was identified and located in New York and taken into custody on multiple charges related to false reporting of an emergency.

In January 2026, SMART was notified of an assault that took place at a high school in North Orange County. The assault involved an adult suspect, who entered campus shortly after dismissal, and violently assaulted a special education student inside of a bathroom resulting in injuries to the student. SMART responded and through further investigation determined that numerous felony crimes were committed during the incident. These included, felony child abuse, assault with a deadly weapon, criminal threats, and false imprisonment.

The suspect was positively identified by the victim and numerous witnesses. The suspect was identified as a documented gang member on Post Release Community Supervision in lieu of serving a full jail sentence for crimes he was previously convicted of in the State of California. The suspect was unable to be immediately located, prompting SMART to collaborate with local agency apprehension detectives, School Resource Officers, Patrol Officers, and Orange

County Probation Officers who assisted in locating the suspect. SMART obtained a warrant for the suspect's arrest, and he was taken into custody within one week of the incident resulting in numerous felony charges being filed against the suspect. SMART's thorough investigation and tenacity in finding a dangerous suspect is a testament to their dedication in keeping our school communities safe.

Program, Placement, Service, Strategy, or System Enhancement

Name of program, placement, service, strategy or system enhancement (Required):	Youth Reporting Centers
Expenditure Category (Required):	

Category:	JJCPA Funds	YOBG Funds	All Other Funds (Optional)
Salaries & Benefits:	$4,108,206	$	$
Services & Supplies:	$1,676,639	$	$
Professional Services:	$17,601	$	$
Community Based Organizations:	$77,908	$	$
Fixed Assets/Equipment:	$	$	$
Administrative Overhead:	$6,209	$	$
Other Expenditures (List Below):			
	$	$	$
	$	$	$
	$	$	$
TOTAL:	**$5,886,563**	**$**	**$**

Provide a description of the program, placement, service, strategy or system enhancement that was funded with JJCPA and/or YOBG funds in the preceding fiscal year. For example, you might want to include information on the types of youth served, prevention services you provided, your accomplishments, any barriers encountered, and what specifically JJCPA and/or YOBG funds paid for.
The Youth Reporting Centers' (YRCs) mission and goal is to reduce the use of secure detention by providing a highly structured community-based alternative confinement program. The staff at the YRC strive to promote lawful and productive lifestyles of its students by providing proven intervention and programming. The YRCs operate within the local community to provide the youth population with the opportunity to modify poor behavior and learn the skills needed to comply with their court orders and terms of probation. The youth attend a full academic program and participate in afternoon group counseling, individual counseling, and random drug testing with an emphasis on obtaining and maintaining sobriety. On-site job coaches assist youth in seeking, obtaining, and maintaining employment as well as vocational training access. The YRCs also

provide an alternative to the traditional incarceration model. Youth receive support services during the day and return home on alternative monitoring versus confinement in a juvenile facility.

Services provided within the YRCs include:

- Mental health assessment and treatment.
- Trauma informed assessment and treatment for co-occurring disorders.
- Family services and parenting education.
- Peer mentor services
- Case management
- Substance use programming and linkage to substance use treatment.
- Gang intervention counseling.
- Community service and enrichment activities.
- Transportation to and from home to the site.
- Close supervision on the site and supervision in the community.
- Regular monitoring of youthful offenders' success utilizing incentives as included in the Probation Juvenile Incentives program approved by the Board of Supervisors.
- Collaboration between county partners, such as OCDE, HCA, and Probation Department.

Program Successes:
The Central Youth Reporting Center (CYRC) completed their move into a newly renovated site which includes wellness spaces, computer labs, and a washer and dryer for youth. Vocational programming at both YRC locations was expanded to include a pilot Culinary Arts Program. There were 12 youth who earned their high school diploma while attending the program this year. When these youth entered the YRC program, they were in a cycle of violating their terms and conditions of probation and behind in school credits. With a coordinated approach, Probation, OCDE, and HCA staff collaborate closely to ensure youth are regularly attending school and have consistent access to mental health and substance abuse services.

A youth was referred to the Youth Reporting Center (YRC) after long-term instability involving housing changes, Social Services involvement, school disruptions, and inconsistent mental health support. Early in the program, the youth shared that YRC's structured environment felt supportive, and ongoing collaboration among Probation, HCA, and YRC staff helped identify risks and implement preventative plans that kept the youth engaged and out of custody. Recognizing the youth's progress and need for stability, the CASA advocate, supported by the treatment team, requested an extended program stay, which the Court approved so the youth could continue benefiting from educational consistency and trauma-focused therapy. With coordinated support from YRC staff, Probation, HCA, and the Orange County Department of Education, the youth attended school consistently, engaged in therapy, navigated housing changes, maintained sobriety, adopted healthier coping strategies, and began working toward competitive employment. The youth regularly express appreciation

for the structure, encouragement, and collaborative support that contributed to their growth and stability.

Program, Placement, Service, Strategy, or System Enhancement

Name of program, placement, service, strategy or system enhancement (Required):	Active Recidivism Reduction Initiative via Engagement
Expenditure Category (Required):	

Category:	JJCPA Funds	YOBG Funds	All Other Funds (Optional)
Salaries & Benefits:	$19,821	$	$
Services & Supplies:	$	$	$
Professional Services:	$	$	$
Community Based Organizations:	$320,316	$	$
Fixed Assets/Equipment:	$	$	$
Administrative Overhead:	$6,209	$	$
Other Expenditures (List Below):			
	$	$	$
	$	$	$
	$	$	$
TOTAL:	**$346,346**	**$**	**$**

Provide a description of the program, placement, service, strategy or system enhancement that was funded with JJCPA and/or YOBG funds in the preceding fiscal year. For example, you might want to include information on the types of youth served, prevention services you provided, your accomplishments, any barriers encountered, and what specifically JJCPA and/or YOBG funds paid for.
The Active Recidivism Reduction Initiative via Engagement program (ARRIVE) is a collaborative program consisting of the Probation Department and contracted community partners that offers individualized/group support to probation youth and their families that exhibit an increase in probation violation type of behavior (e.g., drug use, truancy, criminal behavior). The primary focus of ARRIVE is to immediately address any deleterious behavior, stabilize the family unit, and prepare the youth and his/her family for life beyond probation supervision. Services provided include, but are not limited to case planning, parent empowerment/resilience training, substance abuse/relapse prevention and education, coping skills, anger management, and building positive peer relationships.

Mandatory requirements for youth in ARRIVE include:

- Participation in bi-weekly multi-system meetings with youth partner, individual case manager, and Probation to review progress towards case plan goals.
- Attendance in weekly meetings with case manager.
- Regular reporting to probation officer for progress checks.
- Regular attendance in pro-social activities (e.g., community service projects, regular school attendance).
- Regular monitoring of youthful offenders' success utilizing incentives as included in the Probation Juvenile Incentives program approved by the Board of Supervisors.

Program Successes:

A youth was referred to the ARRIVE Program by the probation officer following charges related to possession of a firearm and receiving stolen property. To support them in meeting the terms of their probation, the youth participated in individual counseling and case management services.

Throughout the program, the youth worked on strengthening their decision-making skills, managing stress and emotions, and identifying the factors that contributed to their offense. With support from their case manager, the youth completed a resume, secured employment, and enrolled in their first semester of college. They were also connected to educational and career resources to support their long-term success.

Program, Placement, Service, Strategy, or System Enhancement

Name of program, placement, service, strategy or system enhancement (Required):	Juvenile Facilities Programming
Expenditure Category (Required):	

Category:	JJCPA Funds	YOBG Funds	All Other Funds (Optional)
Salaries & Benefits:	$	$ 11,734,529	$
Services & Supplies:	$	$ 1,595,132	$
Professional Services:	$	$ 178,441	$
Community Based Organizations:	$	$ 534,924	$
Fixed Assets/Equipment:	$	$	$
Administrative Overhead:	$	$ 6,654,598	$
Other Expenditures (List Below):			
	$	$	$
	$	$	$
	$	$	$
TOTAL:	**$**	**$ 20,697,624**	**$**

Provide a description of the program, placement, service, strategy or system enhancement that was funded with JJCPA and/or YOBG funds in the preceding fiscal year. For example, you might want to include information on the types of youth served, prevention services you provided, your accomplishments, any barriers encountered, and what specifically JJCPA and/or YOBG funds paid for.
Juvenile Facilities Programming provides institutional and camp programming at the Juvenile Hall facility and Camp facilities. Each facility provides similar evidence-based cognitive-behavioral treatment programs. Youth participate in a tiered phase level system of various programs. Programs provide continuum of response for the in-custody treatment of youth. Camps target youth based on age, gender, criminogenic risk factors and/or commitment length. Specific programs within the facilities target youth who require a higher level of need for transition and reentry services. Programs include, but are not limited to, sex offender therapy and counseling, pre-camp readiness, gang intervention, Progressive Rehabilitation in a Dynamic Environment (PRIDE), and Leadership Education through Active Development (LEAD).

Services provided within Juvenile Facilities Programming include:

- Cognitive-behavioral treatment programs that promote prosocial decision-making and support rehabilitation.
- Restorative Practices, Peer Mentorship/Credible Messenger, and Community Re-Entry Services
- Aggression Replacement Training.
- Decision Points and Effective Practices in Community Supervision.
- Life skills and pro-social programming
- The Just Beginnings parenting program and baby visitation opportunities.
- Individual and group counseling.
- Therapeutic services provided by licensed clinicians.
- Drug/Alcohol & Mental Health counseling.
- Educational & Vocational services to address each youth's social and behavioral needs.
- Assistance with college enrollment, employment readiness, and family reunification.
- Additional evidence-based programming tailored to individual needs.
- Ongoing monitoring of progress, including participation in the Probation Department's Juvenile Incentives Program approved by the Board of Supervisors.
- Collaboration between county partners, HCA, Probation Department, Department of Education (OCDE), community partners including Project Kinship, Waymakers, Santiago Canyon College, and the Orange County Bar Foundation.

Program Successes:

The Juvenile Facilities launched the Associate Degree for Transfer (ADT) Program several years ago to provide system-involved youth with meaningful educational opportunities and a pathway to higher education. Last year, one program participant earned an Associate of Arts degree and is now attending a California State University. Choosing education as a path toward a brighter future, this student was recently recognized for academic excellence by earning a place on the Dean's List and is on track to earn their bachelor's degree in 2026.

Building on this success, three additional participants in the ADT Program earned their Associate of Arts degrees in 2026. The ADT Program has served as a critical foundation for these students, helping them pursue their long-term educational goals. With continued support from the Probation Department and Project Rebound, each participant is advancing their academic journey by working toward earning their bachelor's degree.

These achievements highlight not only the resilience of the youth but also the effectiveness of the ADT Program and its collaborative framework. Consistent mentorship, academic advising, and structured rehabilitative programming have created a strong foundation for students to pursue long term educational goals. Their success demonstrates what is possible

when we invest in opportunity, provide access to quality instruction, and support young people in building a future beyond confinement.

Program, Placement, Service, Strategy, or System Enhancement

Name of program, placement, service, strategy or system enhancement (Required):	Pre-Detention and Pre-Disposition Program
Expenditure Category (Required):	

Category:	JJCPA Funds	YOBG Funds	All Other Funds (Optional)
Salaries & Benefits:	$	$ 862,443	$
Services & Supplies:	$	$ 14,159	$
Professional Services:	$	$ 10,863	$
Community Based Organizations:	$	$	$
Fixed Assets/Equipment:	$	$	$
Administrative Overhead:	$	$ 302,841	$
Other Expenditures (List Below):			
	$	$	$
	$	$	$
	$	$	$
TOTAL:	**$**	**$ 1,190,306**	**$**

Provide a description of the program, placement, service, strategy or system enhancement that was funded with JJCPA and/or YOBG funds in the preceding fiscal year. For example, you might want to include information on the types of youth served, prevention services you provided, your accomplishments, any barriers encountered, and what specifically JJCPA and/or YOBG funds paid for.

The Pre-Detention and Pre-Disposition Program (PPP) provides a continuum of strategies to reduce the use of incarceration while providing for electronic monitoring and supervision of youth at home while awaiting adjudication of their cases. Using a validated risk assessment instrument to determine which youth can be safely released home under this program protects the community and allows secure detention beds to be used only for high-risk offenders. All participants in the program are supervised utilizing electronic monitoring equipment. This allows pre-adjudicated wards to be served in a community-based setting rather than being detained with youth assessed to be high-risk offenders. Youth are held accountable to the rules of the program and expected to attend school according to their school's schedule as well as comply with all counseling orders from the court.

Services provided within PPP include:

- Supporting youth in the community and in their homes.
- Face-to-face contact between officers and youth assigned to their caseloads.
- Risk assessment tools used to screen youth for eligibility in the program.
- Effective Practices in Community Supervisions.
- Electronic Monitoring, which includes 24/7 GPS and radio frequency monitoring for select youthful offenders as a deterrent and enhancement tool in community supervision.
- Regular monitoring of youthful offenders' success utilizing incentives as included in the Probation Juvenile Incentives program approved by the Board of Supervisors.

Program Successes:

A youth was released to the Pre Detention and Pre Disposition Program (PPP) in 2025 while facing several serious allegations. Although they were arrested in 2026 for multiple PPP violations, they were released approximately 30 days later and demonstrated meaningful progress since that time. Their recent performance reflects strong alignment with evidence-based practices and the intended structure of PPP.

Since their last violation, the youth has maintained full compliance with program expectations. They report as directed, consistently submits to search and seizure, drug testing requirements, and has demonstrated stability within their home environment. Their family reports peaceful contact with all household members, indicating improved emotional regulation and reduced conflict, key markers of responsivity and behavioral change.

The youth has also taken steps toward education and employment, enrolling in a college level English course. Although they did not pass the class, they remain motivated and plan to re-enroll, demonstrating persistence and pro social goal setting. They are actively seeking employment and spend their free time supporting their mother by accompanying her to physical rehabilitation and medical appointments, further reinforcing positive family engagement and structured daily routines.

This progress illustrates how the PPP's evidence-based parameters, structured supervision, clear expectations, accountability measures, and targeted support promote both community safety and youth development. By adhering to PPP, the youth has reduced opportunities for high-risk behavior while remaining connected to school, family, and pro social activities. Their continued engagement in the program, efforts toward education and employment, and improved family interactions highlight encouraging movement toward stability and rehabilitation.

ORANGE COUNTY
JUVENILE JUSTICE COORDINATING COUNCIL

Annual Report FY 2025-26

FOR THE FISCAL YEAR ENDING JUNE 30, 2026

DANIEL HERNANDEZ, Chair
Probation

Amir El-FARRA
Local Law Enforcement

MARIA MARTINEZ_POULIN
Education Representative

JACOB DEGRAVE
Public Defender

VACANT
Community Based Drug & Alcohol Rep.

NATI ALVARADO
Juvenile Social Services Organization Rep.

VINCENTE SARMIENTO
Orange County Board of Supervisors

VACANT
At Large Community Representative

VERONICA RODRIGUEZ
Social Services Agency

ED LEE
Business Representative

MELISSA DEL RIO
Juvenile Court Representative

VERONICA KELLEY
Health Care Agency, Mental Health

KIRSTEN MONTELEONE
Sheriff-Coroner

TODD SPITZER
District Attorney

Table of Contents

EXECUTIVE SUMMARY 3
EXECUTIVE SUMMARY Continued 4
INTRODUCTION 5
SB 823 Juvenile Justice Realignment Subcommittee 5
SB 823 Juvenile Justice Realignment Block Grant 6
JUVENILE JUSTICE CRIME PREVENTION ACT 6
JJCPA Funded Programs 7
JUVENILE JUSTICE CRIME PREVENTION ACT FUNDING SUMMARY 7
JJCPA FUNDING SUMMARY TABLE 8
PREVENTION/EARLY INTERVENTION PROGRAM SUMMARY 11
Outputs & Participant Demographics 11
School Mobile Assessment & Resource Team (SMART) 15
Truancy Response Program 17
OCDE - Boys & Girls Club of Garden Grove Contract Details 18
Decentralized Intake - Youth Diversion Counseling Services 26
Contracts - Pepperdine University, PRYDE 27
INTERVENTION/TREATMENT PROGRAM SUMMARY 30
Outputs & Participant Demographics 30
Substance Use Programming 34
Youth Reporting Centers 38
Juvenile Recovery Court 43
Active Recidivism Reduction Initiative via Engagement (ARRIVE) 47
Contracts - Waymakers 48
2025 JJCPA FUNDING OPPORTUNITY 51
Carpenter Training Partners 54
Project Kinship – Kinship Center 55
The PRISM Way – WISE & CGA Programs 56
Project Youth OC – Project Self Program 57
Casa Youth Shelter (CYS) - STEP Program 57
Orange County Department of Education – FYSCP 58
HIRE – Transforming Integration into Meaningful Experiences (TIME) 59
Cell Dogs – Concepts in Dog Training & Practical Dog Training 59
Waymakers – funding toward OC GRIP Case Managers 60
Appendix B – Links to Resources 62

EXECUTIVE SUMMARY

PREVENTION/EARLY INTERVENTION PROGRAM

In FY2025-26, the actual spending for the Prevention/Early Intervention Programs was slightly lower than what was budgeted for the fiscal year (FY) ($4,503,184 vs $4,991,037). The total entries for the Prevention/Early Intervention Program decreased compared to previous FY (588 vs 630). The total exits for these who participated in a program for more than one day is slightly lower as well (412 vs 583). Successful exits also decreased in the past FY (285 vs 440. Of those who disclosed city of residence, the top three cities were Mission Viejo, Santa Ana, and Anaheim (82, 66, and 39 respectively).

- ***School Mobile Assessment & Resource Team (SMART)***: The actual spending ($3,216,227) for SMART program was $445,621 less than the approved budgeted, close to what was spent compared to the previous FY (3,212,340). The SMART program conducted less youth assessments as reflected in their youth enrollment numbers (203 vs 223).
- ***Truancy Response Program***: The actual spending ($846,094) was $34,699 less than budgeted, although $39,144 more than last FY. Overall, there was less family involvement in Tier1 services compared to last FY (1,517 vs 1,883). For Tier 2 services, there were more program entries (152 vs 123) and less successful exits (51 vs 108). For Tier 3 services, there were less program entries (34 vs 46).
- ***Decentralized Intake – Youth Diversion Counseling Services***: The actual spending was slightly less than what was budgeted ($440,863 vs 448,396), and $9,713 less than previous FY. There were less program entries (199 vs 238) and more successful exits (210 vs 198) compared to FY2024-25.

INTERVENTION/TREATMENT PROGRAM

The total actual spending for Intervention/Treatment Programs was less than what was budgeted for the FY ($12,067,602 vs $12,158,572). The total entries for the Intervention/Treatment Programs decreased compared to previous FY (348 vs 433), as well as the total exits (372 vs 436) and successful exits (198 vs 264). Of those who disclosed city of residence, the top three cities Anaheim, Santa Ana, and Garden Grove remained the same as the previous FY (96, 72, and 24 respectively).

- ***Substance Use Programming (SUP)***: The actual spending ($5,048,769) for SUP was $110,546 less than the approved budget and increased by $190,598 compared to the previous FY. Probation had a decrease in program entries (60 vs 88), and less successful exits than the previous FY (27 vs 43). The program entries from HCA dropped (51 vs 82), and successful exits remained at 0 for both years.
- ***Youth Reporting Centers (YRC)***: The actual spending ($5,880,354) for YRC program was $282,697 less than budgeted, but $329,873 more than the previous FY. There were less participants for both Probation (217 vs 252) and HCA (198 vs 252), and less successful exits for Probation (113 vs 152) and slightly more for HCA (43 vs 40).

EXECUTIVE SUMMARY Continued

- ***Juvenile Recovery Court (JRC)***: The actual spending ($798,342) was $169,305 less than budgeted and the prior FY ($804,220). The total program entries from both Probation and HCA dropped from the previous FY (<12 vs 14 and <12 vs 15, respectively).
- ***Active Recidivism Reduction Initiative via Engagement (ARRIVE)***: The actual spending ($340,137) for ARRIVE program was $93,816 less than budgeted and $3,130 less than the previous FY. Similarly, there was slightly decrease in youth enrollment (71 vs 80) and successful exits (58 vs 65) compared to the previous FY.

2025 FUNDING OPPORTUNITY

On July 25, 2024, the OCJJCC approved the proposed process and allocated money from JJCPA funds for FY 2025-26 to solicit proposals from CBOs. A total of nine project submissions were funded, seven of which started in January 2025. The following summarizes the seven programs for the first two quarters of implementation (Jan – March and April – June):

- ***Carpenter Training Partners***: $135,150 out of $213,072 approved yearly budget was spent. There were 16 program entries in total with 0 successful completions.
- ***Project Kinship***: The program began in the second quarter and spent $97,784 out of $225,000 approved budget. There were 42 program entries in total with less than 12 successful completions.
- ***The PRISM Way***: $105,162 out of $189,100 approved yearly budget was. There were 63 program entries in total with less than 12 successful completions.
- ***Project Youth OC***: $71,921 out of $224,939 approved yearly budget was spent. There were 16 program entries in total with more than 12 successful completions.
- ***Hub for Integration, Reentry & Employment (H.I.R.E)***: $91,938 out of $207,610 approved yearly budget was spent. There were 23 program entries in total with less than 12 successful completions.
- ***Cell Dogs, Inc.***: $111,211 out of $146,320 approved yearly budget was spent. There were 14 program entries with less than 12 successful completions.
- ***Casa Youth Shelter***: $52,313 out of $225,000 approved yearly budget was spent. There were 32 program entries in total with more than 12 successful completions.
- ***Orange County Department of Education***: $101,367 out of $225,000 approved yearly budget was spent. There were 88 program entries in total with >12 successful completions.

The other funded program Waymakers GRIP was deferred to begin implementation in FY2025-26. Waymakers GRIP was funded to implement prevention and early intervention service models for gang prevention, focusing on strategies for students, parents and faculty, which served approximately 170 participants with this funding.

INTRODUCTION

The Orange County (OC) Juvenile Justice Coordinating Council (OCJJCC) Annual Report presents an update on programs funded by the Juvenile Justice Crime Prevention Act (JJCPA) and the Juvenile Justice Realignment Block Grant program (SB 823 Block Grant). The purpose of the report is to provide timely relevant information to the OCJJCC to allow for proper oversight of the programs funded.

This report highlights the funding and expenditures as of the fiscal year-end, along with metrics and outcomes for each program comparing them to previous fiscal years. JJCPA programs are grouped by section, centered on prevention and treatment programs. Each program section includes the objective, lead agencies and partners, amount awarded and amount expended as of the fiscal year-end, and program outcome measures.

OC Juvenile Justice Coordinating Council Background

OCJJCC was established per Welfare and Institutions Code Section 749.22, as a requirement for the Juvenile Accountability Block Grants Program funding. The OCJJCC is chaired by the Chief Probation Officer and other members include representation from the Board of Supervisors (BOS), District Attorney's Office (OCDA), Public Defender's Office, Sheriff-Coroner's Department (OCSD), Social Services Agency (SSA), Health Care Agency Behavioral Health (HCA), Department of Education (OCDE), local law enforcement agency (currently Garden Grove), and the community including an at-large representative and non-profit community-based organizations providing programs and services to minors. The council serves as the Local Juvenile Crime Enforcement Coalition as required by Title 28 Code of Federal Regulations – Chapter 1, Part 31, Section 31.502, for the County to receive Juvenile Accountability Incentive Block Grant funding. The council maintains the following roles:

- Serves as the parent body for the realignment subcommittee as required by the Welfare and Institutions Code Division 2.5, Chapter 1.7, Section 1995, for the County to receive Juvenile Justice Realignment Block Grant funding.
- Provides oversight for the Juvenile Justice Realignment Subcommittee and annual plan update process.

The OCJJCC serves to maintain a continuation of County-based responses to juvenile crime, set priorities and approve the use of grant funds. The OCJJCC is responsible for assisting the Chief Probation Officer in developing a comprehensive, multi-agency juvenile justice plan to develop a comprehensive multi-agency continuum of strategies and responses for the prevention, intervention, supervision, treatment, and incarceration of juvenile offenders.

SB 823 Juvenile Justice Realignment Subcommittee

Senate Bill 823 (SB 823), also known as the "Juvenile Justice Realignment: Office of Youth and Community Restoration," was chaptered on September 30, 2020. This new chapter created a block grant program to support counties in managing the custody, care, and supervision of youth who were previously eligible for the Division of Juvenile Justice before it closed. Additionally, WIC section 1995 subdivisions (d)(1) through (d)(7) outlined the requirements for counties to qualify for this block grant funding. To qualify for funding, the County was required to establish a subcommittee to develop a plan detailing the facilities, programs, placements, services, supervision, and reentry strategies planned to provide appropriate rehabilitation and supervision for the realigned youth and transitional age youth (TAY) populations. This subcommittee

was formed under the OCJJCC. The SB 823 Subcommittee also oversees the implementation of Senate Bill 823, known as the "Juvenile Justice Realignment: Office of Youth and Community Restoration," which was enacted in 2020. This bill established a block grant program to assist counties in managing realigned youth by providing appropriate facilities, programs, services, and reentry strategies. To maintain eligibility, the subcommittee must update and resubmit the County's plan annually by May 1, regardless of any changes. The plan is responsive and is the culmination of collective discussions and partnership between the juvenile court, community, and system stakeholders.

SB 823 Juvenile Justice Realignment Block Grant

Pursuant to WIC section 1991, subdivision (a), and commencing with the 2021-22 fiscal year, and annually thereafter, counties receive an allocation for use by the county to provide the "appropriate rehabilitative housing and supervision services for the population specified" in WIC section 1990, subdivision (b). The annual statewide allocation is determined by law, and each county's allocation is calculated annually using a formula outlined in the statute. This funding process started in FY 2021-22, and every year thereafter on July 1, the Department of Finance (DOF) calculates the total amount from the General Fund, and the State Controller distributes these funds by August 1, following the schedule provided by the DOF. For FY 2025-26, the County's allocation was approximately $10.6 million which is fully allocated to Probation to be expended compliant with the state-approved plan. The table shows the allocations received as of FYE 2025-26 by the County and the use of the funds as of the fiscal year-end. Probation continues to actively support implementation consistent with the approved annual plan.

SB 823 Actuals and Available Balance

Fiscal Year	Allocation	Actuals	Balance
2021-22	$ 2,237,981	$ 0	$ 2,237,981
2022-23	4,622,596	115,485	4,507,111
2023-24	9,012,312	365,432	8,646,880
2024-25	11,064,942	10,600,077	464,865
2025-26	10,598,037	14,514,052	11,940,822

JUVENILE JUSTICE CRIME PREVENTION ACT

The Juvenile Justice Crime Prevention Act (JJCPA) was created by the Crime Prevention Act of 2000 to provide a stable funding source for local juvenile justice programs aimed at curbing crime and delinquency among at-risk youth through accountability-based programs focused on juvenile offenders and the juvenile justice system. For FY 2025-26, the OCJJCC allocated $17.2 million to support seven existing programs. These programs focus on accountability-based approaches targeting juvenile offenders and addressing broader issues within the juvenile justice system to mitigate delinquency and improve outcomes for at-promise youth.

Government Code Section 30061(b)(4) and Welfare and Institutions Code Section 1961(b) mandate that counties develop a combined annual plan for the JJCPA and the YOBG to enhance coordination and reduce duplication in addressing juvenile justice needs. The JJCPA-YOBG plan is a strategic document prepared by the County to outline the use of state-provided funds to implement evidence-based programs that prevent juvenile crime and reduce recidivism. The plan details the services and strategies that target at-risk youth, focusing on community-based solutions that support rehabilitation and positive development.

JJCPA Funded Programs

Prevention/Early Intervention Programs

- **School Mobile Assessment and Resource Team (SMART)** - an early intervention and prevention program focused on involvement with families and youth to prevent school-based violence and delinquency.
- **Truancy Response Program -** focuses on family education, support, and resource referrals to reduce truancy.
- **Decentralized Intake – Youth Diversion Counseling (previously reported as Sheriff's Prevention Program/Decentralized Intake) -** modeled after diversion programs, which attempt to minimize the effects of labeling associated with offending and limit the opportunities to associate with antisocial peers by reducing their contact and exposure to the juvenile justice system.

Intervention/Treatment Programs

- **Substance Use Program** - based on the Therapeutic Community model for substance use treatment programs with the addition of the Cognitive-Behavior Aggression Replacement Therapy tailored specific to addressing criminal recidivism.
- **Youth Reporting Centers -** day reporting centers that include a multidisciplinary team focused on reducing the use of secure detention by providing a highly structured community-based alternative confinement program.
- **Juvenile Recovery Court**- based on a model where an interactive judicial officer leads an interdisciplinary team, including the District Attorney, Public Defender, Probation, Health Care Agency clinicians, and parents to address a youth's substance use issues.
- **Active Recidivism Reduction Initiative via Engagement (ARRIVE) Program** - focuses on family strength training and individualized court support for youth who are at risk of reincarceration.

JUVENILE JUSTICE CRIME PREVENTION ACT FUNDING SUMMARY

The FY 2025-26 budget allocation was based on an estimated $18.1 million in available funding, $17.2 million from the State along with a prior-year carryover balance of $.8 million. On February 27, 2025, the OCJJCC allocated $17.2 million of available funding for FY 2025-26 to the existing programs based on funding requests submitted by each lead agency.

For FY 2025-26, actual JJCPA funding received was $17.4 million from the State, $0.2 million more than estimated, and the actual prior year carryover was $4.3 million. Total program costs for FY 2025-26 were $16.6 million. The table below details the FY 2025-26 funding allocation and actuals by program and department, including the full time equivalent (FTEs) for each department.

JJCPA FUNDING SUMMARY TABLE

	FY 2025-26	
	Allocation	Actuals as of Q4
Juvenile Justice Crime Prevention Act Funding		
Carryover Funds from Prior Year	$3.6M	$4.4M
Block Grant Allocation (Base + Growth)	$17.6M	$17.4M
Total Available Funding	**$21.2M**	**$21.7M**
Juvenile Justice Crime Prevention Act Programs		
Prevention/Early Intervention	**$5.0M**	**$4.5M**
School Mobile Assessment and Response Team (SMART)	$3.7M	$3.2M
Truancy Response Program	$0.9M	$0.8M
Decentralized Intake/Sheriff's Prevention Program	$0.4M	$0.4M
Intervention/Treatment	**$12.2M**	**$12.1M**
Substance Use Programing	$5.1M	$5.0M
Youth Reporting Centers	$5.9M	$5.9M
Juvenile Recovery Court	$0.9M	$0.8M
Active Recidivism Reduction Initiative via Engagement	$0.3M	$0.3M
Subtotal	**$17.2M**	**$16.6M**
Administrative Cost	$0.1M	$0.0M
Total JJCPA Allocation to County Sponsored Programs	**$17.3M**	**$16.6M**
2024 JJCPA Funding Opportunity (Community-Based Organizations)	$0.7M	$0.7M
2025 JJCPA Funding Opportunity (Community-Based Organizations)	$1.9M	$0.8M
2025 JJCPA Funding Opportunity (Community-Based Organizations) Carryover		$1.1M
Total JJCPA Allocation	**$19.9M**	**$19.2M**
Ending Balance	**$1.3M**	**$2.5M**

[1] 2024 Funding Opportunity term is through December 2025.

[2] 2025 Funding Opportunity term is through December 2026.

JJCPA FY 2025-26 ALLOCATION BY PROGRAM

Programs	FTE	FY 2025-26 Approved Budget [1]	FY 2025-26 Adjusted Budget [1]	FY 2025-26 Actuals as of 6/30/26
Prevention/Early Intervention		$ 4,991,037	$ 5,009,560	$ 4,503,184
School Mobile Assessment & Resource Team (North & South)				
Sheriff's Department	6.20	3,332,472	3,332,472	2,897,216
District Attorney	1.00	329,376	329,376	319,011
Program Total	**7.20**	**3,661,848**	**3,661,848**	**3,216,227**
Truancy Response				
Public Defender	0.15	20,000	38,523	38,523
District Attorney	1.65	420,123	420,123	370,371
OC Dept of Education	0.00	40,670	40,670	37,200
Boys & Girls Club of Garden Grove	5.95	400,000	400,000	400,000
Program Total	**7.75**	**880,793**	**899,316**	**846,094**
Decentralized Intake/Sheriff's Prevention				
Sheriff's Department	--		-	-
Pepperdine University	0.00	448,396	448,396	440,863
Program Total	**0.00**	**448,396**	**448,396**	**440,863**
Intervention/Treatment		$ 12,158,572	$ 12,211,535	$ 12,067,602
Substance Use Programming				
Probation	36.81	4,349,446	4,349,446	4,334,621
Health Care Agency	4.00	809,869	714,148	714,148
Program Total	**40.81**	**5,159,315**	**5,063,594**	**5,048,769**
Youth Reporting Centers				
Probation	23.60	4,625,857	5,245,069	5,245,069
Health Care Agency	8.00	971,800	635,285	635,285
Program Total	**31.60**	**5,597,657**	**5,880,354**	**5,880,354**
Juvenile Recovery Court				
Probation	4.60	517,727	517,727	488,694
Health Care Agency	0.00	260,000	238,326	238,326
Public Defender	0.85	75,000	56,477	25,634
District Attorney	0.45	114,920	114,920	45,688
Program Total	**5.90**	**967,647**	**927,450**	**798,342**
Active Recidivism Reduction Initiative via Engagement				
Probation	0.16	433,953	340,137	19,821
Waymakers	3.50		-	320,316
Program Total	**3.66**	**433,953**	**340,137**	**340,137**
Subtotal - JJCPA Programs		$ 17,149,609	$ 17,221,095	$ 16,570,786
JJCPA Funding Opportunity - CBO Programs				
2024 Award Allocation[2]	0.00	-	744,946	722,616
2025 Award Allocation[3]	0.00	-	1,881,041	766,846
Total	**0.00**	**-**	**2,625,987**	**1,489,462**
Subtotal - Funding Opportunity		$ 17,149,609	$ 19,847,082	$ 18,060,248
Administrative Cost (0.5%) [4]		86,284	86,284	**49,670**
Total JJCPA Allocation	**96.92**	**$ 17,235,893**	**$ 19,933,366**	**$ 18,109,918**

NOTE 1: On 2/27/25, the OCJJCC approved the FY 2025-26 JJCPA budget and for CEO Budget to adjust between the programs as needed to maximize funding.
NOTE 2: 2024 JJCPA Funding Opportunity allocation approved by the OCJJCC 10/24/24. Grant Agreements approved by the BOS 1/14/25.
NOTE 3: 2025 JJCPA Funding Opportunity allocation approved by the OCJJCC 10/28/25. Grant Agreements approved by the BOS 1/19/26.
NOTE 4: Administrative Costs include administrative support services provided by CEO Budget and Clerk of the Board. Government Codes 30062(c)(1) and 30062(d)(2) indicate administrative costs are up to 0.5% of the total allocation for the year.

JUVENILE JUSTICE CRIME PREVENTION ACT

JCPA FY 2025-26 Actuals by Department and Expenditure Category

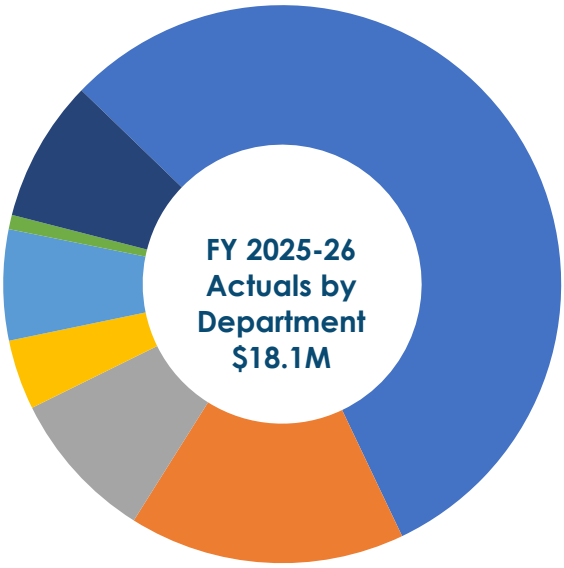

	Department	Actuals
56%	Probation	$ 10,088,205
16%	Sheriff	2,897,216
9%	Health Care Agency	1,587,759
4%	District Attorney	735,069
6%	Community-Based Organizations	1,161,179
0.8%	Other *	151,027
8%	JJCPA Funding Opportunities	1,489,462
	Total	**$ 18,109,918**

*** Other:**

0.2%	OC Dept of Education	37,200
0.4%	Public Defender	64,157
0.3%	Administrative Cost (0.5%)	49,670
		$ 151,027

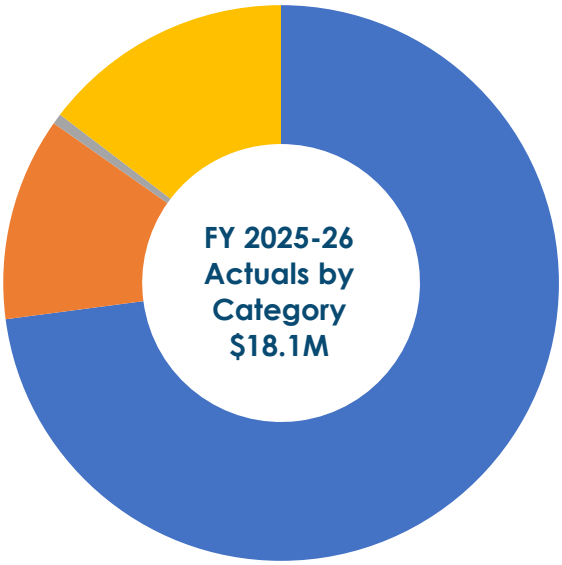

	Expenditure Category	Actuals
73%	Salaries & Employee Benefits	13,205,250
12%	Services & Supplies	2,143,916
0.6%	Professional Services	110,112
15%	Community-Based Organizations	2,650,640
	Total	**$ 18,109,918**

PREVENTION/EARLY INTERVENTION PROGRAM SUMMARY

Outputs & Participant Demographics

The graphs below include program entries and exits for FY 2022-23 through FY 2025-26. There were less program entries and overall exits in FY 2025-26 compared to the previous years. In addition, in FY 2025-26, 69% of participants successfully exited compared to the previous year of 75% successful completions. Please note that program exits do not represent all participants based on length of time for program and fluctuation of participants between fiscal years.

JJCPA Prevention/Early Intervention Program Entries and Exits by FY

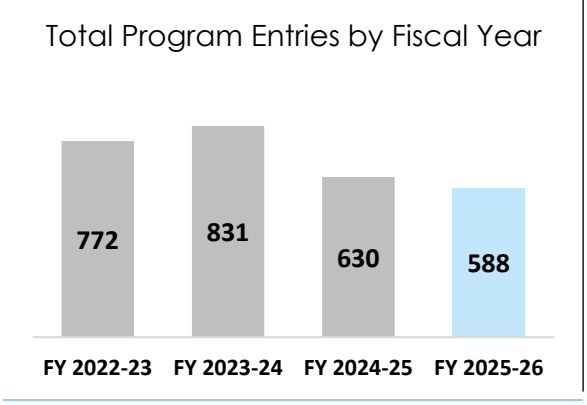

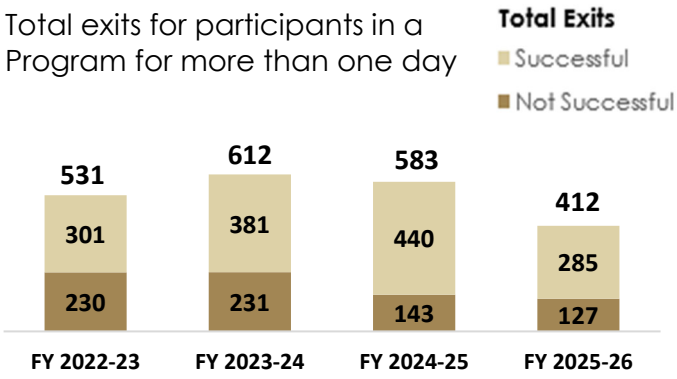

*The definition of program participant differs based on program. Exit data does not include SMART and Truancy Response Program Tier 1. Unknown numbers due to "less than 12" entries are also not included in FY 2022-23 and FY 2023-24.

The details for program outputs, participant demographics and city of residence are presented below. The tables provide an overview of program services provided to youth enrolling and exiting for all prevention/early intervention programs. Participant demographics are presented for those enrolled in the program, those successfully completing the program and those who did not successfully complete the program. In compliance with federal and state privacy laws, including HIPAA and California's Information Practices Act, using guidance from the California Department of Health Care Services (DHCS), counts of less than 12 have been suppressed to protect participant confidentiality.

The DHCS public reporting guidelines can be found here:
https://www.dhcs.ca.gov/dataandstats/Pages/PublicReportingGuidelines.aspx

Overall totals may include duplicated individuals based on services provided to those who re-enter a program during the fiscal year. Additionally, enrolled counts may not match exiting totals due to program length not aligning with fiscal year timeframes. City of residence is captured at time of enrollment.

PREVENTION/EARLY INTERVENTION PROGRAM SUMMARY

JJCPA Prevention/Early Intervention Program Enrollment with Youth Demographics

Youth Enrollment						
		FY 2022-23 Totals	FY2023-24 Totals	FY2024-25 Totals	FY2024-25 Totals	Difference 24-25 & 25-26
	Youth Referred	1,060	991	817	808	(-9)
	Program Entries	**772**	**831**	**630**	**588**	**(-42)**
Participant Demographics						
		FY 2022-23 Totals	FY 2023-24 Totals	FY 2024-25 Totals	FY2024-25 Totals	Difference 24-25 & 25-26
Gender	Male	513*	532	414	361	(-53)
	Female	315*	246	181	212	31
	Transgender/Non-binary	<12	<12	12	<12	-
Race/ Ethnicity	Hispanic	382*	342	280	296	16
	White	224*	239	150	143	(-7)
	Black	22	19	19	<12	-
	Asian/Pacific Islander	43	32	37	26	(-11)
	Other	54	71	103	112	9
Age	11 years old or younger	56	90	59	64	5
	12-15 years-old	370*	413	312	264	(-48)
	16-17 years-old	221*	221	181	208	27
	18 years-old	12	<12	16	16	-
	19 years-old	0	<12	<12	<12	-
	20-25 years-old	0	<12	14	<12	-

Note: Only known demographics are reported for participants, therefore demographic totals will not equate to program participants.

*The total reported may be slightly higher because entries marked “less than 12” were not included in the calculations. This means that numbers below 12 have been omitted, potentially increasing the overall total when considered.

** Numbers were omitted for de-identification purposes.

PREVENTION/EARLY INTERVENTION PROGRAM SUMMARY

Youth City of Residence at time of Program Entry

	FY22-23	FY23-24	FY24-25	FY 25-26		FY22-23	FY23-24	FY24-25	FY 25-26
Aliso Viejo	53	44	23	23	Newport Beach	0	<12	0	<12
Anaheim	60	58	55	39	North Tustin	0	0	0	0
Anaheim Island	0	0	0	0	Olive	0	0	0	0
Big Canyon	0	0	0	0	Orange	29	59	<12	13
Brea	<12	<12	0	0	Orange Hills	0	0	0	0
Buena Park	0	<12	<12	<12	Orange Park Acres	0	0	0	0
Costa Mesa	19	19	16	17	Placentia	<12	<12	<12	<12
Coto de Caza	<12	<12	<12	<12	Rancho Mission Viejo	<12	<12	<12	<12
Covenant Hills	0	0	0	0	Rancho Santa Margarita	41	53	51	23
Cypress	<12	<12	<12	<12	Robinson Ranch	0	0	0	0
Dana Point	28	18	<12	15	Rossmoor	0	<12	0	<12
Dove Canyon	<12	0	0	0	San Clemente	43	31	35	32
East Irvine	0	0	0	0	San Juan Capistrano	72	<12	30	29
El Modena	0	0	0	0	Santa Ana	67	51	39	66
Fountain Valley	<12	<12	<12	<12	Santa Ana Heights	0	0	0	0
Fullerton	13	22	16	13	Santiago Canyon	0	0	0	0
Garden Grove	33	23	30	23	Seal Beach	<12	<12	<12	<12
Huntington Beach	25	21	<12	15	Shady Canyon	0	0	0	0
Irvine	0	<12	<12	18	Silverado	0	<12	<12	<12
La Habra	<12	<12	0	<12	Stanton	<12	<12	<12	<12
La Palma	0	0	0	<12	Stonecliffe	0	0	0	0
Ladera Ranch	22	32	33	<12	Tonner Canyon	0	0	0	0
Las Flores	<12	0	<12	<12	Trabuco Highlands	<12	<12	<12	<12
Laguna Beach	<12	<12	<12	<12	Tustin	<12	18	16	14
Laguna Hills	30	31	18	<12	Tustin Foothills	0	0	0	0
Laguna Niguel	30	28	0	27	Villa Park	0	<12	<12	0
Laguna Woods	<12	0	<12	0	Wagon Wheel	0	13	0	<12
Lake Forest	76	41	33	33	Westminster	19	18	<12	<12
Los Alamitos	<12	<12	<12	0	Yorba Linda	21	<12	<12	13
Midway City	<12	0	<12	<12	Out of County	<12	<12	<12	16
Mission Viejo	86	89	78	82	Out of State	0	0	0	<12

Note: Truancy Response Program did not report geographical information for Q1 in FY 24-25.

PREVENTION/EARLY INTERVENTION PROGRAM SUMMARY

JJCPA Prevention/Early Intervention Program Exits with Youth Demographics

Exiting Youth						
		FY 2022-23 Total	FY2023-24 Total	FY2024-25 Total	FY 2025-26 Total	Difference 24-25 & 25-26
Exits		531	612	618	412	(-206)
Completions		**301**	**381**	**440**	**285**	**(-155)**
Not Successful		**230**	**231**	**143**	**127**	**(-16)**
Partial Completion of Program		17	20	78	46	(-32)
No Progress		90	90	67	60	(-7)
Left Program for Unrelated Reason		138	121	88	25	(-63)
Demographics of Participants who Completed the Program						
		FY 2022-23 Total	FY 2023-24 Total	FY 2024-25 Total	FY 2025-26 Total	Difference 24-25 & 25-26
Gender	Male	189*	227	300	166	(-134)
	Female	123*	153	119	116	(-3)
	Transgender/Non-binary	0	<12	<12	<12	-
Race/ Ethnicity	Hispanic	132*	174	174	133	(-41)
	White	79*	99	107	63	(-44)
	Black	<12	<12	14	<12	-
	Asian/Pacific Islander	12	13	27	<12	-
	Other	15	<12	106	69	37
Demographics of Participants who did not Successfully Complete the Program						
		FY 2022-23 Total	FY 2023-24 Total	FY 2024-25 Total***	FY 2025-26 Total	Difference 24-25 & 25-26
Gender	Male	118*	133	12	65	53
	Female	111*	98	<12	59	-
	Transgender/Non-binary	<12	0	0	0	0
Race/ Ethnicity	Hispanic	86*	117	<12	89	-
	White	44*	63	<12	17	-
	Black	<12	<12	0	<12	-
	Asian/Pacific Islander	<12	<12	<12	<12	-
	Other	<12	<12	<12	14	-

*Not all demographics were reported for the participants. The total reported may be slightly higher due to "less than 12" entries not being included in the calculation. Numbers below 12 have been omitted, potentially increasing the overall total when considered.

**Numbers were omitted for de-identification purpose. ***Truancy Response Program did not report demographic data for those participants who did not successfully complete the program.

PREVENTION/EARLY INTERVENTION PROGRAM DETAILS

School Mobile Assessment & Resource Team (SMART)

Program Goal

The goal of SMART is to prevent and/or detect the precursors to violence through education and awareness, preempting likely instances of violence through threat assessment, and responding quickly and effectively to violence on or around school campuses.

Lead Agency and Partners

Sheriff-Coroner Department – Conducts K-12 threat assessments and criminal investigations primarily within OCSD's contracted cities and jurisdiction. SMART investigators respond day or night to calls from school and community personnel reporting violence or threats of violence.

District Attorney – Reviews and vertically prosecutes SMART cases and advises SMART investigators on legal issues.

Partner Agencies - Garden Grove; Anaheim; Irvine Police Departments – These agencies provide investigators that are assigned to SMART and conduct K-12 threat assessments and criminal investigations primarily within their agency's jurisdiction. SMART investigators respond day or night to calls from school and community personnel reporting violence or threats of violence.

Program Staffing

Full Time Equivalent (FTEs)

	FY 2022-23	FY2023-24	FY 2024-25	FY 2025-26	
	Actuals	Actuals	Actuals	Requested	Actuals
OCSD	5.11	6.20	5.66	6.20	3.53
OCDA	0.41	1.00	1.0	1.0	1.0
Total	**5.52**	**7.20**	**6.66**	**7.20**	**4.53**

Financial Input

Funding Allocation

	FY 2022-23	FY 2023-24	FY 2024-25	FY 2025-26		
	Actuals	Actuals	Actuals	Adopted Budget	Adjusted Budget	Actuals
OCSD	$ 2,662,266	$ 2,771,226	$ 2,912,336	3,332,472	3,332,472	2,897,216
OCDA	274,374	285,824	300,004	329,376	329,376	319,011
Total	**$ 2,936,640**	**$ 3,057,050**	**$ 3,212,340**	**3,661,848**	**3,661,848**	**3,216,227**

Objective & Program Details

SMART is a prevention and early intervention program that assists in addressing incidents involving violence, threats, weapons, unstable behaviors, and suicidal tendencies. SMART is focused on involvement with families and youth to prevent school-based violence and delinquency. The use of a threat assessment tool assists in determining the appropriate level of intervention needed. Family support, resource referrals, and diversion have all been shown to be effective in reducing delinquent behaviors. SMART evaluates each incident individually, effectively resolving the matter through the least intrusive means available (while still maintaining safety and security to the school), ultimately returning the staff and students to their daily routine.

Program Achievements

Program Output

SMART responds at the request of law enforcement personnel or school administration. For each incident, SMART conducts a threat assessment utilizing the Comprehensive School Threat Assessment Guidelines (CSTAG), an evidence-based model for conducting threat assessments in K-12 schools.

Youth enrollment for this program is measured by youth assessments performed. During FY 2025-26, SMART responded to 192 separate incidents and completed 203 threat assessments. The table below displays the trend of assessments conducted which decreased slightly from FY 2024-25 to FY 2025-26.

	Youth Enrollment*				
	FY 2022-23 Total	FY 2023-24 Total	FY 2024-25 Total	FY 2025-26 Total	Difference 24-25 & 25-26
Youth Referred	243	266	223	203	(-20)
Program Entries	243	266	223	203	(-20)

*Youth enrollment numbers represent the number of threat assessments conducted on youth

Participant Outcomes

Upon evaluation of the incident and completion of the threat assessment, SMART connects affected youth with the appropriate level of services and resources to resolve the incident. SMART monitors all assigned cases and compiles data to measure each outcome. Approximately half of the threat assessments were resolved by school/parents in FY 2025-26. The following table provides outcomes of the assessments.

Assessment Disposition	FY 2022-23 (n=243)	FY 2023-24 (n=266)	FY 2024-25 (n=237)	FY 2025-26 (n=203)	Difference 24-25 & 25-26
Resolved by School/Parents	51%	42%	53%	51%	-2%
Health Care Agency (HCA)	23%	23%	7%	9%	2%
Unfounded/No Action	-	14%	14%	14%	0
Probation/District Attorney	7%	10%	7%	10%	3%
Diversion (PRYDE/ShortStop/FYOP)	16%	8%	12%	9%	-3%
Arrest	3%	3%	7%	7%	0%

Success Story

SMART was notified of an incident involving a middle school student experiencing a mental health crisis in which they expressed both suicidal and directed homicidal ideations. SMART collaborated with mental health providers and the involved families to complete a Tarasoff notification and develop safety plans. Due to the complexity of the situation, and the acute severity of the student's mental health crisis, the student was placed on an extended mental health evaluation and transferred to a residential treatment program that could provide more comprehensive mental health services and resources. SMART worked with the school administrators to develop a school safety plan and conduct re-entry meetings for the students. As a result of both the school's and SMART's commitment to the students' well-being, as well as the extended mental health services provided, the student successfully returned to school and reintegrated without further incident.

Challenges and Solutions

SMART has observed a significant increase in incidents involving students experiencing mental health crises on school campuses. In previous years, a mental health clinician was assigned to SMART who responded to incidents with the team to serve as an immediate mental health resource. However, the previously contracted agency withdrew their mental health clinician from SMART a few years ago.

- SMART has secured a grant with a partner agency to fund a position for a new mental health clinician on the team, but the hiring process has not been expedient. In the meantime, SMART has partnered closely with mental health clinicians at Rady's Children's Hospital, and those assigned to OCSD's Behavioral Health Bureau, for an expedited field response when needed.

Truancy Response Program

Program Goal

The Truancy Response Program (TRP) is a three-tier program designed to decrease the number of system-involved youth by returning students to the classroom, without formal court involvement, through early intervention and support.

Lead Agency and Partners

District Attorney – OCDA coordinates the Truancy Response Program to educate parents and students about the importance of classroom engagement by attending DA Parent Meetings and School Attendance Review Board (SARB) hearings. If students are unsuccessful in Tiers one and two, the office reviews and files truancy petition requests that meet legal and TRP requirements. OCDA also attends TRP staffing meetings to collaborate with various agencies and brainstorm solutions to improve attendance.

OC Department of Education (OCDE) – **Boys & Girls Club of Garden Grove (BGCGG):** The BGCGG handles the truancy mediation at Tier 2 through various options relative to the specific needs of the student and their family, including the mandatory parent empowerment classes and Teen Group (for students 13 and older). In addition, BGCGG supports Tier 1 by attending the SARB panels and DA Meetings, when possible, and supports Tier 3 by continuing to provide support and resources to the students and families in truancy court. See below for additional information, including financials, on the contract with BGCGG.

Public Defender – Represents student and/or family members who have been charged in violation of WIC Section 601(b) and/ or Education Code Section 48293. Attends all TRP Staffing meetings to collaborate with various agencies and brainstorm solutions to improve attendance.

Program Staffing

Full Time Equivalent (FTEs)

	FY 2022-23	FY2023-24	FY 2024-25	FY 2025-26	
	Actuals	Actuals	Actuals	Requested	Actuals
OCDA	1.51	1.50	1.40	1.65	1.42
PD	0.10	0.03	0.12	0.15	0.20
Total	**1.61**	**1.53**	**1.52**	**1.8**	**1.62**

Financial Input

Funding Allocation

	FY 2022-23	FY 2023-24	FY 2024-25	FY 2025-26		
	Actuals	Actuals	Actuals	Adopted Budget	Adjusted Budget	Actuals
OCDE	$ 367,621	$ 440,670	$ 460,836	440,670	440,670	437,200
OCDA	297,531	320,349	327,028	420,123	420,123	370,371
PD	14,406	4,437	19,085	20,000	38,523	38,523
Total	**$ 679,558**	**$ 765,456**	**$ 806,950**	**880,793**	**899,316**	**846,094**

OCDE - Boys & Girls Club of Garden Grove Contract Details

In January 2022, the BOS approved a Subrecipient Agreement with the OCDE for the Truancy Response Program (TRP). The TRP is a cooperative effort to address the problem of chronic truancy in OC schools, the primary goal of which is to reduce school truancies and absences in order to increase the change of youths' future success. Through the Subrecipient Agreement, the County provides JJCPA grant funds, as approved annually by the JJCPA for the OCDE to administer services for the TRP.

In turn, the OCDE has contracted with the BGCGG to perform work to Agreement Number 10000535 to administer the TRP – supporting the tier 2 services as described below. The information below pertains to the agreement between the OCDE and BGCGG.

JJCPA Program: Truancy Response Program
OCDE Contract With: BGCGG
Contract #: OCDE Agreement # 10000535
Contract Term: 01/03/2022 – 06/30/2026
JJCC Metrics Included in Contract?: Yes
Annual Amount: $400,000
FY 2025-26 Actual: $400,000

Boys & Girls Club Staffing	FTE
VP Community Impact	0.10
Program Director	1.00
Field Liaison	3.00
Parent Instructor	1.00
Clinical Supervisor	0.25
Intake Coordinator	0.50
Finance Manager	0.10
Total	**5.95**

Tier 1

Objective & Program Details

Tier 1 aims to educate parents and students early about the importance of classroom engagement by attending DA Parent Meetings and SARB hearings. DA parent meetings are scheduled for most OC school districts, with an open invitation for other districts to participate (e.g., smaller districts), to inform families regarding:

- Truancy laws
- The direct relationship between school attendance and overall academic success; and
- The short-term and long-term effects of truancy on literacy, academic achievement, school discipline history, and increased risk of involvement with gangs, substance abuse and violence.

At SARBs, the program collaborates with families, educators, administrators, and community resources, to encourage a connection between the families and appropriate school resources.

Program Achievements

Program Output

The Truancy Response Program (TRP) at Tier 1 is designed to improve student academic success and reduce the number of system involved youth by promoting consistent school attendance through early intervention, parent/student education and collaborative partnerships with the schools and districts. To achieve this goal, the TRP implements two SMART objectives during Tier 1:

Objective 1: Achieve 100% participation in all District Attorney (DA) Parent Meetings hosted by participating school districts. These presentations educate parents and students about truancy laws, the direct relationship between school attendance and academic achievement, and the risks associated with truancy, including lower literacy rates, increased disciplinary issues and a greater likelihood of substance abuse.

Result: This objective was fully achieved. TRP representatives attended 100% of 87 DA Parent Meetings during the 2025–26 academic year, ensuring that every participating district received consistent attendance education and prevention messaging.

Objective 2: Strengthen family engagement and early intervention by providing volunteer deputy district attorneys to attend School Attendance Review Board (SARB) hearings. At these hearings, TRP volunteer attorneys collaborate with parents, school and district personnel, and community partners to identify barriers to attendance and connect families with appropriate school-based and community resources.

Result: The OCDA committed to providing volunteer deputy district attorneys to support SARB hearings. During the 2025–26 school year, 45 in-kind DA volunteers were mobilized to attend SARB hearings. Of the 511 families that attended SARB, DA volunteer attorneys attended 506 hearings, a 99% attendance rate.

Involvement in Tier 1 Services

School Year	2022-23	2023-24	2024-25	2025-26	Difference 24-25 & 25-26
Families Attending DA Parent Meetings	1,583	1,136	1,883	**1,517**	**(-366)**
Families Attending SARB Hearing	719	523	646	**511**	**(-135)**

Participant Outcomes

Following DA Parent Meetings and SARB hearings, support resources are provided to help students avoid being referred to Tier 2. The primary outcome measured is the percentage of students who are not referred to Tier 2. Referral decisions are made on a case-by-case basis, depending on available district resources and the individual needs of each student and their family. During the 2025-26 school year, 53% of students participating in TRP demonstrated sufficient improvement to remain at the Tier 1 level and returned to the classroom. The remaining 47% required additional intervention and were referred to Tier 2 services, administered by the Boys and Girls Club of Garden Grove.[1]

[1] Santa Ana Unified School District (SAUSD) conducted SARB hearings exclusively with school and district personnel until mid-March. The first SARB attended by both a DA Volunteer Attorney and BGCGG representative was March 23, 2026. Accordingly, the number of SARB hearings reported includes only those held on or after March 23, 2026. Similarly, the Tier 2 referrals reflect the number of referrals that were submitted by SAUSD on or after that same date. SAUSD referred students to Tier 2 in November 2025 even though their hearings were only attended by SAUSD school and district personnel. The total number of referrals submitted during that time by SAUSD was 65.

Number of Tier 1 Students Referred to Tier 2 by School Year

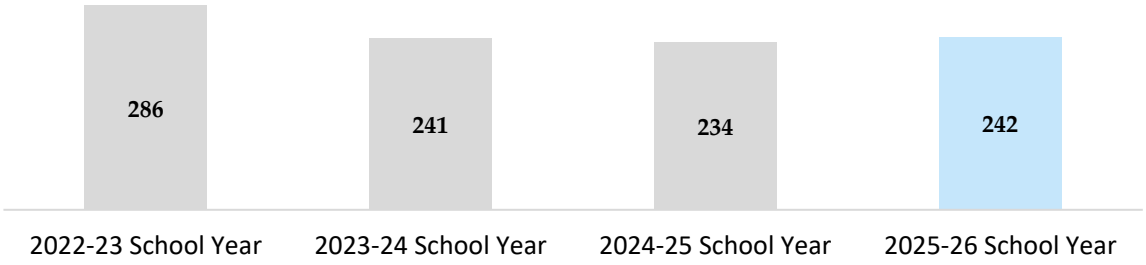

Success Story

A student was experiencing significant attendance challenges that had begun to impact both academic progress and family relationships. Despite ongoing efforts by school staff, the student remained disengaged, and the family was seeking additional support to help address the underlying issues.

During the SARB hearing, district staff, school administrators, student services personnel, and the volunteer Deputy DA worked together to provide accountability while demonstrating genuine care and concern for the student's well-being. Through thoughtful discussion, the team challenged the student to reflect on the consequences of continued absences while reinforcing a network of people are committed to helping the student succeed. The collaborative approach created an environment where the student became noticeably more engaged and receptive to the conversation.

Following the hearing, the students' parents expressed sincere appreciation for the support provided, noting that the meeting felt like a team of professionals who genuinely cared rather than simply fulfilling a procedural requirement. The parents shared that the combined efforts of the SARB panel and school staff appeared to motivate the student to move beyond a period of disengagement and begin taking greater ownership of school attendance. In particular, the parent shared that the Deputy DA "grabbed [Student's] attention enough that it compelled him almost right away to actually look up to make eye contact and actively listen." This experience underscores the value of a compassionate, multidisciplinary approach that balances accountability with support, helping students and families overcome barriers to attendance and reconnect with their educational goals.

Challenge and Solution

- The primary challenge faced during the FY involved some teachers/administrators at the school level failing to identify their students/families in need of support. This challenge led to missed opportunities to make meaningful connections between families and school-based resources, limiting the program's ability to provide early intervention and support. This connection is imperative at this very early stage to confront challenges head on before the amount of school missed creates long-lasting damage.
    - To address this, the TRP DA encouraged school districts to schedule meetings where the TRP DA could present the truancy program to principals, assistance principals, attendance clerks, school resource officers, and any staff involved with families who are struggling with attendance. These presentations detailed the TRP process from start to finish, going over legal requirements, best

practices for identifying underlying issues affecting successful attendance, as well as statistics regarding the impact of missing school on gang involvement, substance use, and failure to graduate from school. These presentations were particularly impactful when there was a high rate of turnover amongst school staff. Under these circumstances, the TRP DA was able to familiarize these teachers and administrators, within their new roles, with the entirety of the TRP process, including how to best serve the students/families in need of TRP support.

Tier 2

Objective & Program Details

Tier 2 seeks to prevent youth from entering the justice system, or Tier 3, through various options relative to the specific needs of the student and their family. BGC's Truancy Mediation Program works alongside parents and students to provide short-term case management services and identify the underlying causes of chronic truancy and absenteeism. Oftentimes, chronic absenteeism is connected to other challenges, including housing instability, illness, food insecurity, transportation barriers, peer conflict, and other family or personal circumstances. Typically, Tier 2 involves 90 days of participation, though this can vary based on the specific needs of the youth and family.

Program Achievements

Program Output

All youth that are referred to Tier 2 by the district are also referred into the BGC's Truancy Mediation Program. However, if a student/ family is unable to be contacted or chooses not to enroll the youth is not entered into the program. Youth referred and program entries for Tier 2 tend to fluctuate across timeframes due to willingness to participate, external factors and circumstances of each individual youth. The average time for youth to receive services for the 2025-26 fiscal year was 87 days.

Youth Enrollment					
	FY 2022-23 Total	FY 2023-24 Total	FY 2024-25 Total	FY 2025-26 Total	Difference 24-25 & 25-26
Youth Referred	285	241	234	253	19
Program Entries	117	181	123	152	29

Exiting Youth					
	FY 2022-23 Total	FY 2023-24 Total	FY 2024-25 Total	FY 2025-26 Total	Difference 24-25 & 25-26
Exits	235	300	256	155	(-101)
Completions	98	119	108	51	(-57)
Not Successful	137	181	148	104	(-44)
Partial	0	0	0	34	34
No Progress	75	82	63	49	(-14)
Left Program for Unrelated Reason	62	99	85	21	(-64)

*Note: This SY there was an unusually high number of students and families who rolled over from the previous school year. Their cases remained open throughout the summer and the families were provided case management. Additionally, the large number included referrals from SAUSD in which full services were unable to be rendered.

Participant Outcomes

The outcome tracked for Tier 2 is prevention into Tier 3. The timeline for placing a student into Tier 3 is typically determined on a case-by-case basis. Prior to placing a student in Tier 3, the DA reviews each student's case to ensure that all prevention efforts have been exhausted and ensure compliance with legal requirements. In the 2025-2026 SY, 253 students were referred, 152 were enrolled, and only 34 entered Tier 3, a 78% success rate.

Success Stories

Parents and families demonstrated positive progress in outcomes related to communication with their children, understanding of available resources, and perceptions of school and support services. Many families enter the Truancy Mediation process feeling disconnected, overwhelmed, or unsure where to turn for help; however, through regular check-ins, Parent Empowerment Classes, and access to additional support, families reported feeling less alone, more heard, and more confident in navigating challenges related to attendance, behavior, and family communication.

Staff also saw success when families who were initially difficult to engage later became more responsive after a renewed referral or contact from another caregiver. In one example, a family with two students in the truancy process was originally closed due to lack of responsiveness, but after the referral was resubmitted and the father requested services, staff were able to identify the family, and student had experienced severe trauma related to a sexual assault. The student was not attending school due to this trauma, and the student and family had not shared this with the school. Once this was identified the family was referred to Enhanced Care Management for specialized ongoing case management to help them utilize their insurance benefits to obtain the proper mental health support for the student. The school also was able provide alternate educational support for the students while they were receiving care. The family advocate continued to communicate with parents and students to ensure linkage and case was successfully closed.

Challenges and Solutions

- The number of referrals received and the quality of them was a challenge. The program had referrals that were delayed in getting sent which reduces the statute of limitations for Tier 3. There were large numbers of packets being sent at one time, incomplete packets, and lack of interventions at the school and district level.
    - Truancy Mediation has created an updated referral form for OC districts to utilize and account for previous missing documentation or Tier 1 interventions that have not fully been exhausted. A flowchart has also been created and will be shared with all school districts over the next few weeks to streamline the Truancy Mediation packet from when the districts submit a referral to when TRC receives the packet.

The largest challenge with districts is with incomplete referrals and lack of interventions at the school/district level. To help remediate the program developed clear guidelines that will be shared at the beginning of the next school year. Most recently this year there were a lot of questions from districts about wanting items in writing or wanting to know the why behind programmatic decisions. Our team has had to determine effective service delivery approaches and establish consistent practices and document this to share with districts. The program intends to share internal processes with the school districts at the beginning of the next school year to ensure everyone is on the same page with the goal of helping students and families succeed.

Tier 3

Objective & Program Details

The goal of TRP Tier 3 is to improve school attendance for chronically truant students who have not responded to Tier 1 and Tier 2 interventions. Tier 3 deals with the most complex cases, requiring significant time, services, and inter-agency collaboration. Through targeted legal intervention and coordinated case management, the program seeks to increase the likelihood of academic success while reducing the long-term risk factors associated with chronic truancy, including juvenile justice involvement, substance abuse, gang affiliation, and violence.

Program Achievements

Program Output

Objective 1: To conduct a comprehensive review of 100% of truancy petition requests submitted by school districts. This review includes both legal and policy considerations. Petitions are evaluated against both the legal standards outlined in WIC §601 and the internal filing criteria of OCDA's TRP. Only those petitions that meet all required thresholds and demonstrate that all Tier 1 and Tier 2 interventions have been exhausted are approved for court filing. Petitions that do not meet criteria are returned to the referring school district with a written explanation of what additional documentation or actions are needed.

> During the 2025–26 reporting period, the OCDA reviewed 100% of the 29 submitted truancy petition requests. Of these, 62%, or 18, met the filing requirements and were submitted to the court; 38% were returned to the school district with an explanation as to why it did not meet the TRP filing requirements, with the opportunity to resubmit if the requirements could be met with additional efforts.

Objective 2: To ensure consistent participation in 100% of TRP Staffing meetings and court hearings throughout the 2025-26 school year. These multidisciplinary meetings involve collaboration with Social Services Agency (SSA), Waymakers, the Public Defender or Juvenile Defender, Boys & Girls Clubs of Garden Grove (BGCGG), and school and/ or district personnel. Each meeting provides an opportunity to jointly identify the underlying barriers to student attendance and develop tailored intervention plans that leverage appropriate community and school-based resources.

> The OCDA successfully attended 100% of 12 scheduled TRP Staffing meetings and court hearings during the reporting period.

Youth Enrollment					
	FY 2022-23 Total	FY 2023-24 Total	FY 2024-25 Total	FY 2025-26 Total	Difference 24-25 & 25-26
Youth Referred	83	81	62	29	(-33)
Program Entries	38	33	46	34	(-12)

Exiting Youth					
	FY 2022-23 Total	FY 2023-24 Total	FY 2024-25 Total	FY 2025-26 Total	Difference 24-25 & 25-26
Exits	21	19	27	25	(-2)
Completions	18	17	>12	>12	-
Not Successful	<12	<12	<12	<12	-
Partial	<12	<12	<12	<12	-
No Progress	0	0	0	0	0
Left Program for Unrelated Reason	<12	0	0	0	0

Participant Outcomes

Successful program completion is determined on an individual basis by the presiding Juvenile Court judge and the TRP Deputy District Attorney, based on the student's demonstrated progress toward resolving the factors contributing to truancy. Indicators of success include meaningful participation in community-based and school support services and/ or sustained improvement in school attendance over the course of the intervention.

Using these measures, approximately 96% of students and their families successfully completed Tier 3 during the 2025–26 reporting period, demonstrating the program's continued effectiveness in connecting families with appropriate services, improving school engagement, and supporting long-term attendance success.

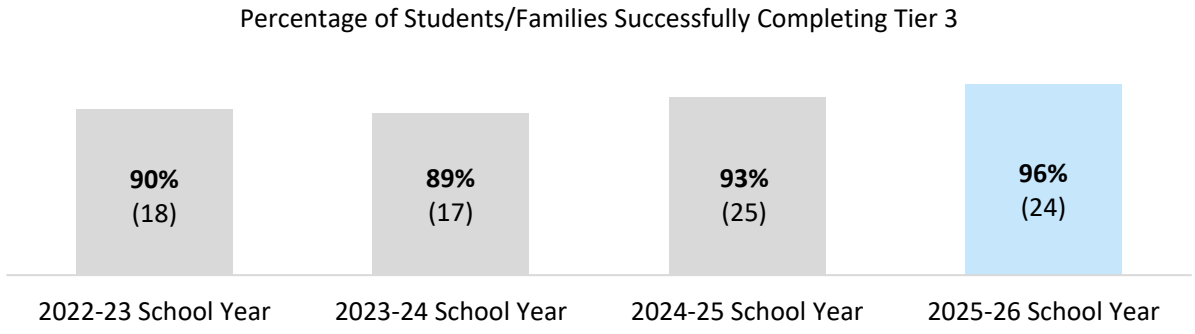

Challenges and Solutions

- During the reporting period, Tier 3 encountered the devastating challenge of losing Waymakers' support services. In the past, the families in TRP court received Waymakers' mental health support services, which proved to be incremental in many of these minors' success and ultimate dismissal of their truancy case. Many Tier 3 students and parents suffer from debilitating mental health issues and disorders, making this type of support essential.
    - Upon learning of this change, the TRP DA immediately contacted OCDE to discuss poentential solutions to this challenge. The TRP DA and OCDE are currently engaged in ongoing discussions as to how to fill this void and continue to support the mental health of these minors and their families.

Decentralized Intake - Youth Diversion Counseling Services

Program Goal

The primary goal of the Sheriff's Decentralized Intake (DCI) program is to reduce recidivism and prevent the number of at-risk youth that enter the juvenile justice system through prompt assessment and linkage to appropriate services such as individual/family counseling, drug and alcohol prevention and parenting classes.

Lead Agency and Partners

Sheriff-Coroner Department – Provides oversight of the contract with Pepperdine University to operate the Pepperdine Resource Youth Diversion Education (PRYDE) Program which serves as their decentralized intake program.

Pepperdine University – Operates the PRYDE program which is a counseling prevention program available for at-risk youth and their families. Refer to Appendix A2 for additional information, including financials, on the contract through OCSD with Pepperdine University.

Program Staffing

Full Time Equivalent (FTEs)

	FY 2022-23	FY2023-24	FY 2024-25	FY 2025-26	
	Actuals	Actuals	Actuals	Requested	Actuals
OCSD	0.00	0.00	0.00	0.00	0.00
Probation	1.07	0.01	0.00	0.00	0.00
Total	**1.07**	**0.01**	**0.00**	**0.00**	**0.00**

Financial Input

Funding Allocation

	FY 2022-23	FY 2023-24	FY 2024-25	FY 2025-26		
	Actuals	Actuals	Actuals	Adopted Budget	Adjusted Budget	Actuals
OCSD	$ 431,150	$ 394,939	$ 431,150	448,396	448,396	440,863
Probation	102,337	48,135	0	0	0	0
Total	**$ 533,487**	**$ 443,074**	**$ 431,150**	**448,396**	**448,396**	**440,863**

Contracts - Pepperdine University, PRYDE

In June 2021, the BOS approved a contract between OCSD and Pepperdine University to operate the Youth Diversion & Education (PRYDE) program, a juvenile diversion and counseling program in collaboration with OCSD and Probation Department. The PRYDE program aligns with the OCSD's Juvenile Services Bureau approach, focusing on diverting juveniles from criminal behavior and substance abuse. The program emphasizes early intervention, evaluation, treatment and referral.

JJCPA Program: Decentralized Intake / Youth Diversion Counseling
Contracted with: Sheriff's Department
Contract #: MA-060-21011079
Contract Term: 07/01/2021 – 06/30/2027
JJCC Metrics Included in Contract?: Yes
Annual Amount: $448,396
FY 2025-26 Actual: $440,863

PRYDE Staffing	FTE
Program Manager & Psychologist (50/50%)	1.00
Psychologist	0.10
Administrative Diversion Specialist	1.50
Senior Diversion Specialist	1.00
Total	**3.60**

Objective & Program Details

The DCI program is a partnership between the OCSD and PRYDE. DCI services include expedited processing of arrested youth, making PRYDE referrals and informal consultations between OCSD and PRYDE to make better-informed decisions about cases. Providing a range of intervention services and intervention referrals close to the youths' homes is another important aspect of this partnership.

This individualized early intervention and prevention program emphasizes education, family involvement, and community support. Services begin with a comprehensive intake assessment, leading to an individualized program that may include counseling, legal education, substance abuse education, restorative justice, and more. Youth are in the program for an average of four months. A high ratio of staff-to-youth ensures tailored support for each youth's unique needs with a strong emphasis on mental health. Group classes are conducted with low class sizes to minimize deviant peer influences. Youth are referred to PRYDE through various avenues, including OCSD (law violations) with other at-risk youth referred from public and private schools, school districts, and direct referrals from educators, parents and youth. This program is available to youth and their families referred to by OCSD.

Program Achievements

Program Output

During FY 2025-26, 62% (199/323) of those referred to PRYDE entered the program. Of those who completed the program during this period, 91% (210/232) completed successfully. Details of the youth served are provided on the table below.

Youth Enrollment					
	FY 2022-23 Total	FY 2023-24 Total	FY 2024-25 Total	FY 2025-26 Total	Difference 24-25 & 25-26
Youth Referred	336	304	315	323	8
Program Entries	261	252	238	199	(-39)

Exiting Youth					
	FY 2022-23 Total	FY 2023-24 Total	FY 2024-25 Total	FY 2025-26 Total	Difference 24-25 & 25-26
Exits	268	292	215	232	17
Completions	178	245	198	210	12
Not Successful	90	48	17	22	5
Partial	15	<12	<12	<12	<12
No Progress	15	<12	<12	<12	<12
Left Program for Unrelated Reason	75	22	<12	<12	<12
Avg. Stay (Days)	157	145	122	151	29

*Numbers were omitted for de-identification purposes

Participant Outcomes

To assess the reduction in juvenile justice system involvement, each OCSD referred youth that entered the PRYDE program from 7/1/2025 to 2/28/2026 (n=82) was tracked for six months after entering the program for new law violation referrals to PRYDE or new law violations reported to PRYDE in order to close their case as “Unsuccessful” for re-offense. Youth who were 18 years of age or older during the follow-up period were excluded (n=16) resulting in 66 participants being tracked for law violations. Findings showed that very few had a new law violation within six months of entering the program.

Success Story

In 2011 an off duty OCSD deputy witnessed a loud, angry and violent teenager acting out against his mother in a shopping center parking lot. The deputy intervened and recommended the mother contact PRYDE. The parents had been struggling for years with out of control behavior, violence and serious issues at school. He had not been attending school and had been recently placed on a psychiatric hold. While the parents had taken the child for mental health treatment, nothing helped. Program staff met with the family, evaluated the youth and determined that this was not simply a case of bad parenting as others had told them. He was diagnosed with a serious mood disorder that would require medication and he and the family participated in counseling. Treatment was successful and he reached out this past Spring to let the program know he was graduating! Staff were honored to attend his commencement ceremony and see him graduate with honors.

Challenges and Solutions

- The rising number of school, city and community property vandalism cases has also resulted in increasingly larger restitution amounts. Collecting these amounts has become challenging and, in many cases, impossible. The program is working to find a balance between restorative justice and juvenile and parent responsibility so juveniles can successfully pass the program even if the full restitution cannot be paid.

- The number of criminal and traffic e-bikes cases referred to has been rising. One disturbing concern is the number of cases involving serious injuries to juvenile e-bike riders. The program is developing an e-bike course partially modelled after the CHP program but will also include parent education on e-bikes, related laws and the many serious dangers that adolescents face while riding these motorized vehicles.

- While referrals have actually increased this past year, so have the number of cases where parents refuse to participate. Parents seem to be minimizing juvenile crime and believe that prosecution is unlikely. As such, there is little benefit for their participation. This next year we will be working to meet with community leaders to discuss this trend.

INTERVENTION/TREATMENT PROGRAM SUMMARY

Outputs & Participant Demographics

The graphs below represent the overall program participants and details of program exits for FY 2022-23 through FY 2025-26. There continues to be a decrease in program entries from the previous fiscal year, as well as in successful exits. Please note that program exits may not represent the same participants in a FY based on length of time for program and fluctuation of participants between fiscal year.

JJCPA Intervention/Treatment Program Entries and Exits by FY

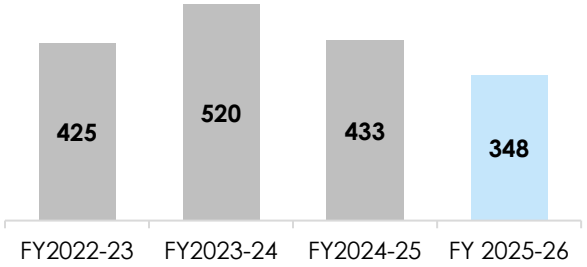

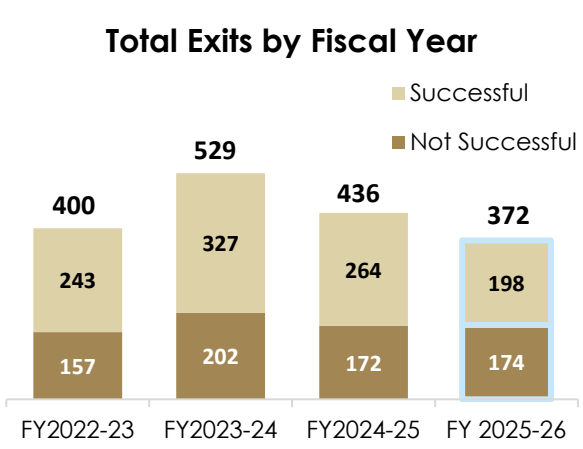

The details for program outputs, participant demographics and city of residence are presented in the following tables. These tables provide an overview of program services provided to youth enrolling and exiting youth for all intervention/treatment programs. Participant demographics are presented for those enrolled, those successfully completing and those who did not successfully complete the program. Overall totals may include duplicated individuals based on services provided to those who exist and then re-enter a program during the fiscal year. Additionally, enrolled counts may not match exiting totals due to program length not aligning with fiscal year timeframes. City of residence is captured at time of enrollment.

INTERVENTION/TREATMENT PROGRAM SUMMARY

JJCPA Intervention/Treatment Program Enrollment with Youth Demographics

Youth Enrollment						
		FY 2022-23 Total	FY2023-24 Total	FY2024-25 Total	FY 2025-26 Total	Difference 24-25 & 25-26
	Youth Referred	403	472	396	367	(-29)
	Program Entries	**425**	**520**	**433**	**348**	**(-85)**
Participant Demographics						
		FY 2022-23 Total	FY 2023-24 Total	FY 2024-25 Total	FY 2025-26 Total	Difference 24-25 & 25-26
Gender	Male	408	431	361	275	(-86)
	Female	105	120	82	83	1
	Transgender/Non-binary	**	**	**	0	-
Race/ Ethnicity	Hispanic	438	467	375	280	(-95)
	White	32	**	17	35	18
	Black	15	**	25	20	(-5)
	Asian/Pacific Islander	24	**	<12	<12	-
	Other	<12	**	<12	16	-
Age	11 years old or younger	0	0	0	0	0
	12-15 years-old	141	191	140	93	(-47)
	16-17 years-old	285	299	239	235	(-4)
	18 years-old	58	**	36	28	(-8)
	19 years-old	18	**	<12	<12	-
	20-25 years-old	<12	**	<12	0	-

Note: Only known demographics are reported for participants, therefore demographic totals will not equate to program participants.

INTERVENTION/TREATMENT PROGRAM SUMMARY

JJCPA Intervention/Treatment Program Exits with Youth Demographics

Exiting Youth						
		FY 2022-23 Total	FY2023-24 Total	FY2024-25 Total	FY 2025-26 Total	Difference 23-24 & 24-25
Exits		400	529	436	372	(-64)
Completions		**243**	**327**	**264**	**198**	**(-66)**
Not Successful		**157**	**202**	**172**	**174**	**2**
Partial Completion of Program		<12	<12	13	174	(161*)
No Progress		108	17	111	0	111*
Left Program for Unrelated Reason		47	175	48	145	97
Demographics of Participants who Completed the Program						
		FY 2022-23 Total	FY 2023-24 Total	FY 2024-25 Total	FY 2025-26 Total	Difference 23-24 & 24-25
Gender	Male	202	266	222	166	(-56)
	Female	41	61	42	36	(-6)
	Transgender/Non-binary	**	**	**	0	-
Race/ Ethnicity	Hispanic	203	256*	235	159	(-76)
	White	20	**	12	19	7
	Black	<12	**	<12	<12	-
	Asian/Pacific Islander	<12	**	<12	<12	-
	Other	<12	**	<12	<12	-
Demographics of Participants who did not Successfully Complete the Program						
		FY 2022-23 Total	FY 2023-24 Total	FY 2024-25 Total	FY 2025-26 Total	Difference 23-24 & 24-25
Gender	Male	116	129*	132	130	(-2)
	Female	41	46*	37	50	13
	Transgender/Non-binary	**	**	**	0	-
Race/ Ethnicity	Hispanic	133	138*	147	145	(-2)
	White	<12	**	<12	18	-
	Black	<12	**	14	<12	-
	Asian/Pacific Islander	12	**	<12	<12	-
	Other	<12	**	<12	<12	-

Note: Only known demographics are reported for participants, therefore demographic totals will not equate to program participants.

***** The total reported may be slightly higher because entries marked as "less than 12" were not included in the calculations. This means that numbers below 12 have been omitted, potentially increasing the overall total when considered.

** The total amount is not displayed because there are multiple entries labeled as “less than 12.” This means that several entries fall below this threshold, which prevents the total from being accurately calculated and displayed. Without these entries, the sum might not reflect the actual overall count.

INTERVENTION/TREATMENT PROGRAM SUMMARY

JJCPA Intervention/Treatment Youth City of Residence by Fiscal Year at Time of Program Entry

Fiscal year	22-23	23-24	24-25	25-26
Aliso Viejo	53	44	<12	<12
Anaheim	60	58	95	96
Big Canyon	0	0	0	0
Brea	<12	<12	<12	<12
Buena Park	0	<12	<12	<12
Costa Mesa	19	19	21	12
Coto de Caza	<12	<12	0	0
Cypress	<12	<12	<12	<12
Dana Point	28	18	0	0
Dove Canyon	<12	0	0	0
East Irvine	0	0	0	0
El Modena	0	0	0	0
Fountain Valley	<12	<12	<12	<12
Fullerton	13	22	27	23
Garden Grove	33	23	28	24
Huntington Beach	25	21	<12	<12
Irvine	0	<12	<12	<12
La Habra	<12	<12	<12	<12
La Palma	0	0	0	<12
Ladera Ranch	22	32	0	0
Las Flores	<12	0	0	0
Laguna Beach	<12	<12	0	0
Laguna Hills	30	31	<12	0
Laguna Niguel	30	28	<12	<12
Laguna Woods	<12	0	0	0
Lake Forest	76	41	<12	<12
Los Alamitos	<12	<12	0	0
Midway City	<12	0	<12	0
Mission Viejo	86	89	0	<12
Newport Beach	0	<12	0	<12
North Tustin	0	0	0	
Orange	29	59	25	17
Orange Hills	0	0	0	0
Orange Park Acres	0	0	0	0
Placentia	<12	<12	<12	<12
Rancho Mission Viejo	<12	<12	0	0
Rancho Santa Margarita	41	53	<12	0
Robinson Ranch	0	0	0	0
Rossmoor	0	<12	0	0
San Clemente	43	31	<12	<12
San Juan Capistrano	72	<52	<12	<12
Santa Ana	67	51	154	72
Santa Ana Heights	0	0	0	0
Santiago Canyon	0	0	0	0
Seal Beach	<12	<12	0	0
Shady Canyon	0	0	0	0
Silverado	0	<12	0	0
Stanton	<12	<12	<12	<12
Stonecliffe	0	0	0	0
Tonner Canyon	0	0	<12	0
Trabuco Highlands	<12	<12	<12	0
Tustin	<12	18	22	18
Villa Park	0	<12	0	0
Wagon Wheel	0	13	0	0
Westminster	19	18	<12	<12
Yorba Linda	21	<12	<12	<12
Out of County	<12	<12	<12	14
Out of State	0	0	0	<12

INTERVENTION/TREATMENT PROGRAM DETAILS

Substance Use Programming

Program Goal

The main objective of the Substance Use Program is to address underlying substance use issues. By doing this, the program aims to lower the chances of offenders reoffending, thereby preventing further delinquency and the development of adult criminal behavior. Additionally, the program aims to connect youth with ongoing community resources upon their exit from the Youth Guidance Center (YGC).

Lead Agency and Partners

Probation – Manages integrated case assessment and planning involving unit staff, education staff and collateral resources, assesses academic skills and development of an individualized plan to address skill deficits by a school counselor, and holds monthly case conferences with the youth and treatment team to discuss youth's progress in the program and transition plan for release back into the community.

Health Care Agency – Provides a range of mental health services including case management, therapy, psychological assessments, and medication support to children and adolescents.

Program Staffing

Full Time Equivalent (FTEs)

	FY 2022-23	FY2023-24	FY 2024-25	FY 2025-26	
	Actuals	Actuals	Actuals	Requested	Actuals
Probation	41.2	28.9	25.92	36.81	23.45
HCA	4.0	4.0	3.14	4	3.67
Total	**45.2**	**32.9**	**29.06**	**40.81**	**27.12**

Financial Input

Funding Allocation

	FY 2022-23	FY 2023-24	FY 2024-25	FY 2025-26		
	Actuals	Actuals	Actuals	Adopted Budget	Adjusted Budget	Actuals
Probation	$ 6,800,442	$ 5,523,849	$ 4,255,307	4,349,446	4,349,446	4,334,621
HCA	527,216	549,551	602,864	809,869	714,148	714,148
Total	**$ 7,327,658**	**$ 6,073,400**	**$ 4,858,171**	**5,159,315**	**5,063,594**	**5,048,769**

Objective & Program Details

Substance Use Programs provide intensive drug and alcohol use intervention for youth offenders who have custody commitments and a history of drug and/or alcohol use. Treatment is offered through YGC, where individualized treatment plans are geared towards a youth's specific needs. Programs include Sobriety Through Education and Prevention (STEP) for female youth and Substance Abuse Education and Recognition Treatment (ASERT) for males.

HCA staff at the YGC provide co-occurring mental health treatment and substance use prevention to reduce mental health symptoms, increase coping skills and/or decrease substance use. An important component of these co-occurring services is to link youth to on-going community resources when they exit the YGC.

Program Achievements

Program Output

Probation

While youth are typically referred to YGC by court order, youth can be referred by other means such as a DPO referral or a recommendation while in custody. Due to the varying referral pathways, it remains difficult to capture a true number of youth referred.

There was a decrease in program entries and program completions for FY 2025-26 compared to FY 2024-25.

Youth Enrollment					
	FY 2022-23 Total	FY 2023-24 Total	FY 2024-25 Total	FY 2025-26 Total	Difference 24-25 & 25-26
Youth Referred	0	0	0	0	-
Program Entries	99	98	88	60	(-28)

Exiting Youth					
	FY 2022-23 Total	FY 2023-24 Total	FY 2024-25 Total	FY 2025-26 Total	Difference 24-25 & 25-26
Exits	98	103	87	71	(-16)
Completions	60	41	43	27	(-16)
Not Successful	38	62	44	44	0
Partial	*	*	*	44	-
No Progress	<12	15	17	0	Not comparable
Left Program for Unrelated Reason	34	47	27	35	8
Avg. Stay (Days)	123	110	118	108	(-10)

*Probation does not track partial completion for this program. Success is gauged by the length of time in the program, requiring at least 72 days for females and 90 days for males. If participants remain in custody for less time, they are deemed unsuccessful and counted in the no progress or left program for reasons unrelated category.

Health Care Agency

An important component of services provided by HCA staff is to link youth to on-going community resources when they exit the YGC. HCA defines successful completion as meeting treatment goals, transitioning to a lower level of care, no longer requiring services, or linkage to other community mental health or substance use providers.

Youth Enrollment					
	FY 2022-23 Total	FY 2023-24 Total	FY 2024-25 Total	FY 2025-26 Total	Difference 24-25 & 25-26
Youth Referred	114	74	62	46	(-16)
Program Entries	200	188	82	51	(-31)

Exiting Youth					
	FY 2022-23 Total	FY 2023-24 Total	FY 2024-25 Total	FY 2025-26 Total	Difference 24-25 & 25-26
Exits	126	90	72	61	(-11)
Completions	<12	59	0	0	0
Not Successful	125	31	72	61	(-11)
Partial	0	0	0	<11	-
No Progress	0	0	0	<11	-
Left Program for Unrelated Reason	125	31	72	61	(-11)
Avg. Stay (Days)	176	169	NA	NA	-

Participant Outcomes

Probation

Probation investigated the post-release Drug Testing Results of participants who exited the ASERT/STEP program for a six-month follow up time. Between January and December 2025, 30 participants in ASERT/STEP were released to field supervision for at least six months. Youth that were in custody 30 or more days after release from YGC but within the six-month follow-up period were excluded because they were missing at least a month's worth of drug testing under field supervision.

These 30 participants had a total of 315 drugs tests in the six-month follow up period (an average of approximately 11 tests per youth) and were categorized into three groups:

- **Program Benchmark Group:** males who stayed 90 days or more and females who stayed 72 days or more
- **Completed Orientation Group:** participants who stayed 30 days or more but didn't reach the benchmark time
- **Incomplete Orientation Group:** participants who stayed less than 30 days

The group of youth that did not complete the orientation phase of ASSERT/STEP had the highest overall positivity rate (29.7%) after the six-month follow-up. The group that completed orientation but didn't meet the benchmark days and the group that met the benchmark days had less positivity rates (9.3% and 11.5%, respectively).

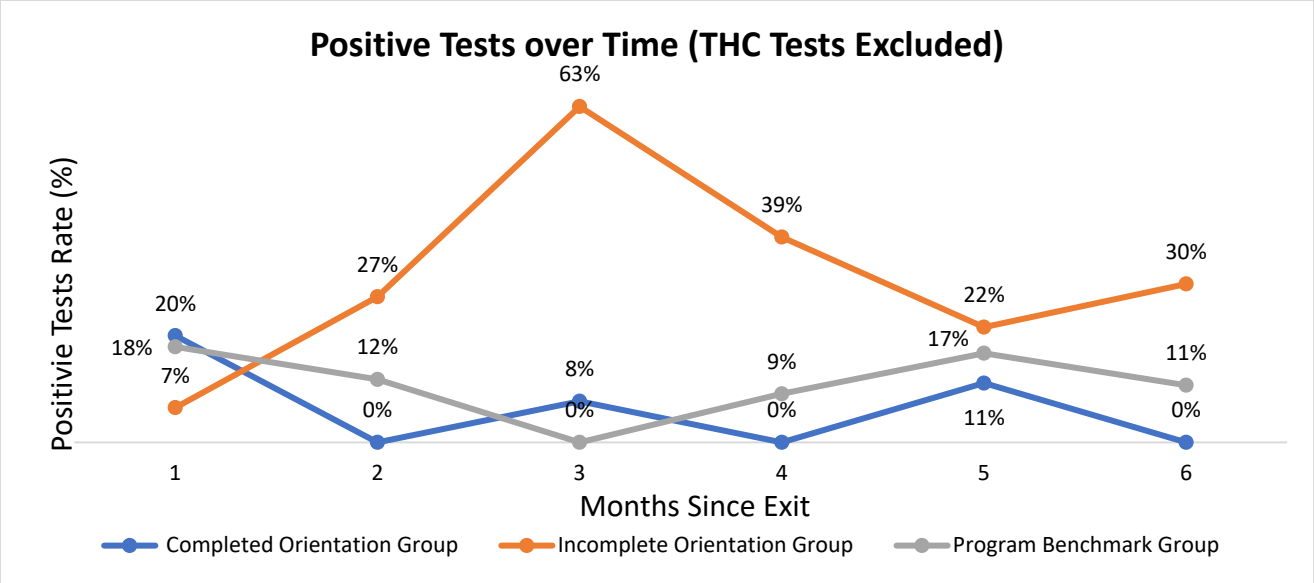

Health Care Agency

In FY 2025-26, 32.7% (n = 20) of youth who exited the program were linked to County or contracted mental health and substance use treatment services within 10 business days of exiting the program.

Due to the timing of the report, the Fiscal Year of data is not typically finalized until October or November, so the number of linkages is likely higher than reported.

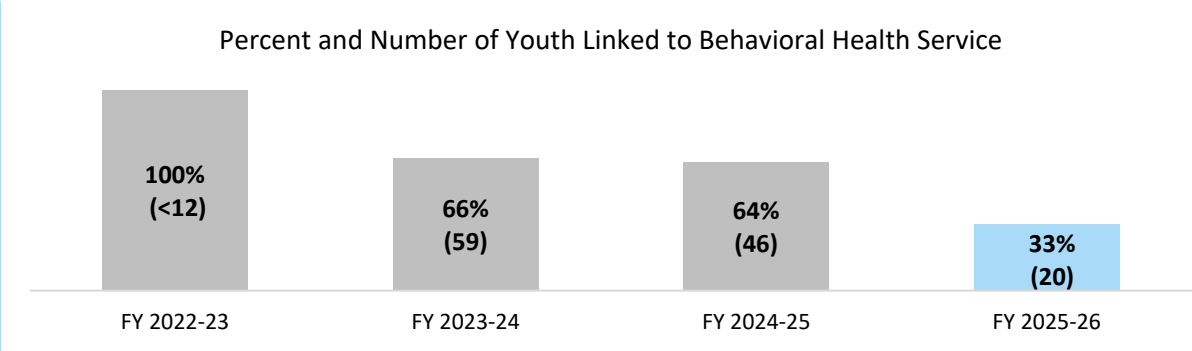

Success Stories

Probation

YGC participants continue to thrive in the program. They attend drug treatment groups, NA/AA meetings, and work to strengthen additional skillsets, including developing leadership skills by mentoring other youth in the unit. One youth shared that although they entered feeling angry and ready to give up, staff helped them see things differently. They wrote, “Thank you to all the staff… I really appreciate the unit coordinator for opening the program. This program is amazing… it helped me understand there’s much more to life.” Another youth described the program as providing resources, guidance, and life skills that prepared them for success. They encouraged others to take full advantage of the opportunities offered and ended with a “big thanks” to staff.

Health Care Agency

A youth enrolled at YGC expressed interest in addressing trauma, recognizing how their traumatic experiences, substance use, and mental health symptoms were interconnected. They entered treatment with significant hypervigilance, anxiety, and nightmares, and agreed to adjunct trauma focused care, participating consistently in EMDR. Through ongoing integrated case assessment meetings, Probation and the clinical team collaborated closely to align support around their mental health, substance use needs, and overall stability. Since beginning this coordinated care, the youth reported substantial reductions in their symptoms, describing a shift from feeling unsafe and distressed to experiencing markedly improved emotional regulation and safety. Their strong engagement, paired with effective cross agency collaboration, contributed to meaningful progress in their recovery and wellbeing.

Challenges and Solutions

Probation

-Lack of time to complete substance use programming: Current commitment lengths often do not align with the time needed to complete comprehensive substance use programs. As a result, participation and completion rates for programs such as STEP and ASERT remain limited. Continued collaboration and discussion with the Court will be important to ensure youths have adequate time to benefit fully from these services. Possible solutions include adjusting commitment timelines or re-evaluating the program structure to a less intensive model, though potentially less effective.

Health Care Agency

Referrals and services decreased this year due to unit closures, but agency partners continued coordinating care for youth in custody and during reentry. HCA providers collaborated with community treatment programs and held pre release meetings to support ongoing engagement in Medication Assisted Treatment. Family involvement was strengthened through increased communication and therapy, helping maintain support as youth returned home. These efforts promote continued participation in substance use treatment and smoother transitions back to the community.

Youth Reporting Centers

Program Goal

The Youth Reporting Centers (YRCs) aim to minimize the reliance on secure detention by offering a well-structured, community-based alternative confinement option. Its goal is to encourage lawful and productive lifestyles among students and to link youth to on-going community resources when they exit the YRC.

Lead Agency and Partners

Probation – Regular monitoring of youthful offenders' compliance and success utilizing incentives as included in the Probation Juvenile Incentives program approved by the BOS and collaborates between County partners and OCDE.

Health Care Agency – Provides services to youth with severe emotional disturbances and transitional-age youth with serious mental illness which includes case management, therapy, psychological testing, and medication support to children and adolescents, aiming to improve their skills for community functioning and manage the impact of disabilities.

Program Staffing

Full Time Equivalent (FTEs)

	FY 2022-23	FY2023-24	FY 2024-25	FY 2025-26	
	Actuals	Actuals	Actuals	Requested	Actuals
Probation	18.7	13.9	22.38	23.6	22.49
HCA	7.0	7.0	5.82	8.0	7.30
Total	**25.7**	**20.9**	**28.20**	**31.6**	**29.79**

Financial Input

Funding Allocation

	FY 2022-23	FY 2023-24	FY 2024-25	FY 2025-26		
	Actuals	Actuals	Actuals	Adopted Budget	Adjusted Budget	Actuals
Probation	$ 3,206,535	$ 3,317,379	$ 4,892,091	4,625,857	5,245,069	5,245,069
HCA	601,379	716,278	658,390	971,800	635,285	635,285
Total	**$ 3,807,914**	**$ 4,033,657**	**$ 5,550,481**	**5,597,657**	**5,880,354**	**5,880,354**

Objective & Program Details

Youth referred to YRC include 602 wards who are in violation of their probation and are at risk of arrest and youth who are court ordered to attend. Youth attend a full academic program and participate in afternoon group counseling, individual counseling, and drug testing with an emphasis on obtaining and maintaining sobriety. On-site job coaches assist youth in seeking, obtaining, and maintaining employment and vocational training access.

Additionally, for those YRC youth serving a commitment, the Accountability Commitment Program offers an alternative to traditional incarceration, allowing youth to complete custodial commitments while participating in educational and support services and being supervised via electronic monitoring.

HCA staff at the YRCs provide mental health and substance use services to reduce mental health symptoms, increase coping skills and/or decrease substance use. An important component of this time-limited services is to link youth to on-going community resources when they exit the YRC to support their recovery.

Program Achievements

Program Output

Probation

The number of youth referred and program entries decreased compared to the previous year, and the proportion of those youth successfully completing the program also decreased from 59% (152/259) to 51% (113/223).

Youth Enrollment					
	FY 2022-23 Total	FY 2023-24 Total	FY 2024-25 Total	FY 2025-26 Total	Difference 24-25 & 25-26
Youth Referred	301	318	265	234	(-31)
Program Entries	290	321	252	217	(-35)

Exiting Youth					
	FY 2022-23 Total	FY 2023-24 Total	FY 2024-25 Total	FY 2025-26 Total	Difference 24-25 & 25-26
Exits	271	327	259	223	(-36)
Completions	161	222	152	113	(-39)
Not Successful	110	105*	107	110	3
Partial	0	0	0	110	Not comparable
No Progress	99	105	96	0	Not comparable
Left Program for Unrelated Reason	<12	0	<12	110	-
Avg. Stay (Days)	47	45	40	42	2

* This number was combined with the "Left Program" total due to the value being less than 12

Health Care Agency

HCA staff at the YRCs offer mental health and substance use services to all youth at the centers, aiming to alleviate mental health symptoms, enhance coping skills, and reduce substance use. A key aspect of these short-term services is connecting youth with ongoing community resources when they leave the YRC and therefore the length in treatment effects "Completions" and "Not Successful" which differs compared to the time to successfully complete with Probation.

Program entries decreased from the previous FY, yet the program successful completions were similar.

Youth Enrollment					
	FY 2022-23 Total	FY 2023-24 Total	FY 2024-25 Total	FY 2025-26 Total	Difference 24-25 & 25-26
Youth Referred	191	248	169	157	(-12)
Program Entries	251	309	252	198	(-54)
Exiting Youth					
	FY 2022-23 Total	FY 2023-24 Total	FY 2024-25 Total	FY 2025-26 Total	Difference 24-25 & 25-26
Exits	171	267	184	181	(-3)
Completions	54	136	40	43	3
Not Successful	117	131	144	138	(-6)
Partial	0	0	0	<12	-
No Progress	0	0	0	<12	-
Left Program for Unrelated Reason	117	131	144	138	(-6)
Avg. Stay (Days)	63	71	61	65	4

Participant Outcomes

Probation

Outcome data examined youth who exited YRC in FY 2024-25 to allow for a full one-year follow-up. At the time of reporting (7/22/2026), there were 273 exits from YRC in FY 2024-25. Of those 273 exits, 95 were under field supervision. Youth who successfully completed YRC were consistently less likely to get a formal probation violation during follow-up. At the end of one year, 39.5% of participants that successfully completed YRC did not have a probation violation compared to 19.6% of participants that were unsuccessful in the program.

For the 121 youth exiting in FY 2025-26 to the Accountability Commitment Program, they were enrolled for an average of 47 days resulting in a total of 5,662 days not served in secure detention. This enrollment supports the efforts of the YRCs to reduce the use of secure detention of youth and provide greater impact from services including counseling, education and skill building, and relational interventions.

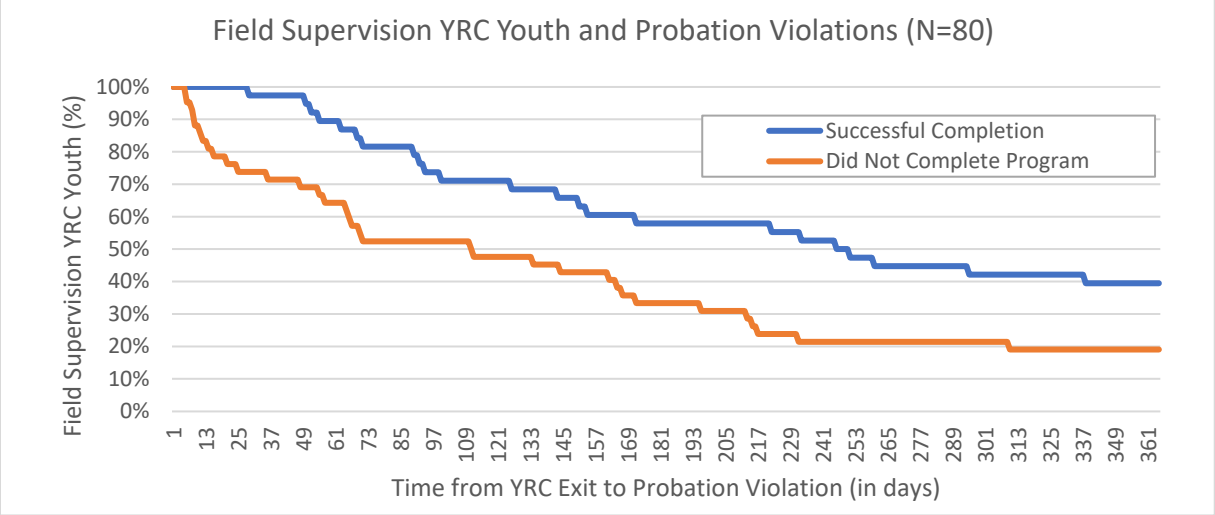

Health Care Agency

In FY 2025-26, 35% (n = 15) of youth who successfully completed the program were linked to County or contracted mental health and substance use treatment services within 10 business days of exiting the program. Due to the timing of the report, the Fiscal Year of data is not typically finalized until October or November, so the number of linkages is likely higher than reported

Percent and Number of Youth Linked to Behavioral Health Service



Success Stories

Probation

During this fiscal year, vocational programming was expanded to include a pilot Culinary Arts Program. There were 12 youth who earned their high school diploma while attending one of the YRCs this fiscal year.

Health Care Agency

A youth was referred to the (YRC) after long term instability involving housing changes, school disruptions, and inconsistent mental health support. Early on, they shared that YRC's structured environment felt supportive, and collaboration among Probation, HCA, and YRC staff helped identify risks and keep them engaged and out of custody. Seeing their progress, the CASA advocate and treatment team requested an extended stay, which the Court approved to maintain educational consistency and trauma focused therapy. With coordinated support from YRC staff, Probation, HCA, and OCDE, the youth attended school regularly, engaged in therapy, navigated housing changes, maintained sobriety, strengthened coping skills, and began preparing for competitive employment. They continue to express appreciation for the structure and support contributing to their stability.

Challenges and Solutions

Probation

Referrals to the YRC have been on the decline in recent years. There has been an increase in court orders for Juvenile Home Confinement on GPS instead of ACP/YRC. As a solution, the YRC collaborative partners, including Probation, OCDE, and HCA presented information and provided tours to judges and attorneys to highlight the benefits of the YRCs for our youth.

Health Care Agency

Referrals to the YRC remained low this year. Collaborative partners, including HCA, Probation Department, and the OCDE, continue to highlight the benefits of the strong partnership between agencies and the coordinated services available to youth. Providers have also implemented additional engagement strategies at intake, increasing communication and psychoeducation during the immediate intake period and meeting with families in their homes to support treatment success. These efforts aim to increase awareness of available programming, reinforce the collaborative support network, and improve referral outcomes.

Juvenile Recovery Court

Program Goal

Juvenile Recovery Court (JRC) is a court-based intervention program for youth with substance use issues who need specialized assistance and treatment services. The primary goals are to increase sobriety and reduce recidivism while reducing the reliance on incarceration.

Lead Agency and Partners

Probation – Collaborates between county partners reporting to the Probation Officer for progress checks and monitors youthful offenders' success utilizing incentives as included in the Probation Juvenile Incentives program approved by the OC BOS.

Health Care Agency – Provides various mental health services, including therapy, assessments, and medication support to children and adolescents, focusing on improving their community functioning and managing their disabilities.

Public Defender – Represents juveniles in the justice system who opt in to participate in this intensive supervision program and ensures that the juvenile's needs are being met by collaborating with HCA, community partners, OCDA, Probation and the Juvenile Court to help the juvenile attain sobriety, stability, and support in the community and ultimately terminate wardship after successfully completing the program.

District Attorney – Manages caseloads and participates in the JRC.

Program Staffing

Full Time Equivalent (FTEs)

	FY 2022-23	FY2023-24	FY 2024-25	FY 2025-26	
	Actuals	Actuals	Actuals	Requested	Actuals
Probation	2.2	1.2	2.13	4.6	2.35
HCA	1.3	1.3	0.0	0.0	0.0
PD	0.5	0.1	0.08	0.85	0.08
OCDA	0.4	0.4	0.39	0.45	0.31
Total	**4.4**	**2.9**	**2.59**	**5.9**	**2.35**

Financial Input

Funding Allocation

	FY 2022-23	FY 2023-24	FY 2024-25	FY 2025-26		
	Actuals	Actuals	Actuals	Adopted Budget	Adjusted Budget	Actuals
Probation	$ 330,808	$ 226,676	$ 465,477	517,727	517,727	488,694
HCA	124,109	101,332	260,000	260,000	238,326	238,326
PD	54,301	26,594	24,665	75,000	56,477	25,634
OCDA	47,397	47,816	54,078	114,920	114,920	45,688
Total	**$ 556,615**	**$ 402,418**	**$ 804,220**	**967,647**	**927,450**	**798,342**

Objective & Program Details

JRC is a collaborative endeavor between the Juvenile Court, OCDA, Probation, Public Defender's Office (and other defense counsel), HCA, and Waymakers. The JRC program uses a combination of substance use treatment; therapy (individual, group, and family); sanctions; and incentives to rehabilitate youth; empower their families; and prevent reoffending. Program length is dependent upon youth engagement with their services.

The role of the Deputy Probation Officer (DPO) within the JRC collaboration is to monitor progress of the youth within the program, hold the youth accountable through incentives or informal sanctions as needed using an evidence-based approach, administer the drug testing regularly, and provide supervision of the youth in the community. Due to the rapport built with the youths, the DPO has a good understanding of the needs of the youths and can articulate them to the other collaborative partners to ensure the youth's needs are being met by having the right services in place. HCA assigns a clinician to the JRC collaborative to coordinate all clinical services for youth during their time at JRC. This clinician attends all court sessions and provides updates on therapeutic services to the Court. The primary role of the HCA liaison is case management, ensuring connection to community-based mental health and substance use treatment.

Program Achievements

Program Output

Probation

Though program entries decreased compared to the previous two fiscal years, average length of stay continues to increase. From FY 2024-25 to FY 2025-26, the average length of stay increased approximately two months - which is approximately a five month increase in length of stay since FY 2023-24 to now.

Youth Enrollment					
	FY 2022-23 Total	FY 2023-24 Total	FY 2024-25 Total	FY 2025-26 Total	Difference 24-25 & 25-26
Youth Referred	25	26	22	29	7
Program Entries	15	17	14	<12	-

Exiting Youth					
	FY 2022-23 Total	FY 2023-24 Total	FY 2024-25 Total	FY 2025-26 Total	Difference 24-25 & 25-26
Exits	13	15	14	<12	-
Completions	<12	<12	<12	<12	-
Not Successful	<12	<12	<12	<12	-
Partial	0	0	0	<12	-
No Progress	<12	<12	<12	0	-
Left Program for Unrelated Reason	<12	<12	<12	<12	-
Avg. Stay (Days)	397	279	386	440	54

Health Care Agency

The number of youth referred to and participating in the program was less than 12. HCA does not provide direct treatment but focuses on linking youth to appropriate treatment services, with successful linkage being a key measure of success for the program.

Youth Enrollment					
	FY 2022-23 Total	FY 2023-24 Total	FY 2024-25 Total	FY 2025-26 Total	Difference 23-24 & 24-25
Youth Referred	12	23	14	<12	-
Program Entries	12	27	15	<12	-

Exiting Youth					
	FY 2022-23 Total	FY 2023-24 Total	FY 2024-25 Total	FY 2025-26 Total	Difference 23-24 & 24-25
Exits	<12	31	<12	<12	-
Completions	0	<12	<12	<12	-
Not Successful	<12	0	0	<12	-
Partial	0	0	0	<12	-
No Progress	0	0	0	<12	-
Left Program for Unrelated Reason	<12	22	<12	<12	-
Avg. Stay (Days)	NA	371	51	-	-

** Numbers were omitted for de-identification purposes.

Participant Outcomes

Probation

Between July 1, 2024, and June 30, 2026, a total of 16 youth exited JRC either by successful completion or were terminated and returned to field supervision. Rates of positive drug tests for 15 months post JRC start date were compared between the two groups, and drug tests after returning to field supervision for terminated youth is included. There were 1,428 drug tests (an average of 89 drug tests per youth): 1,113 (78%) negative, 302 (21%) positive, and 13 inconclusive (<1%).

Entrance and exit interviews were administered during the FY2025-26 to better understand participant-experience in the JRC program. Less than 12 entrance and exit interviews were conducted during this reporting period. During their entrance interview, most youth indicated that they are looking forward to becoming and staying sober. Challenges mentioned by the youth were meeting all required program elements (i.e., outpatient, school, appointments), transportation, and maintaining sobriety. During their exit interview all youth indicated that they have a plan for maintaining their sobriety. Some examples include focusing on work, staying/starting school, and working with community-based organizations. Also, all interviewed youth indicated that drug testing was an effective tool for maintaining sobriety during the program.

As seen in the chart below, youth who successfully completed the program consistently had an overall lower rate of positive drug tests compared to those who terminated the program. During the 15-month follow-up period, the overall positive rate was 18% among youth who went on to successfully complete the program and 34% among youth who terminated and returned to field supervision.

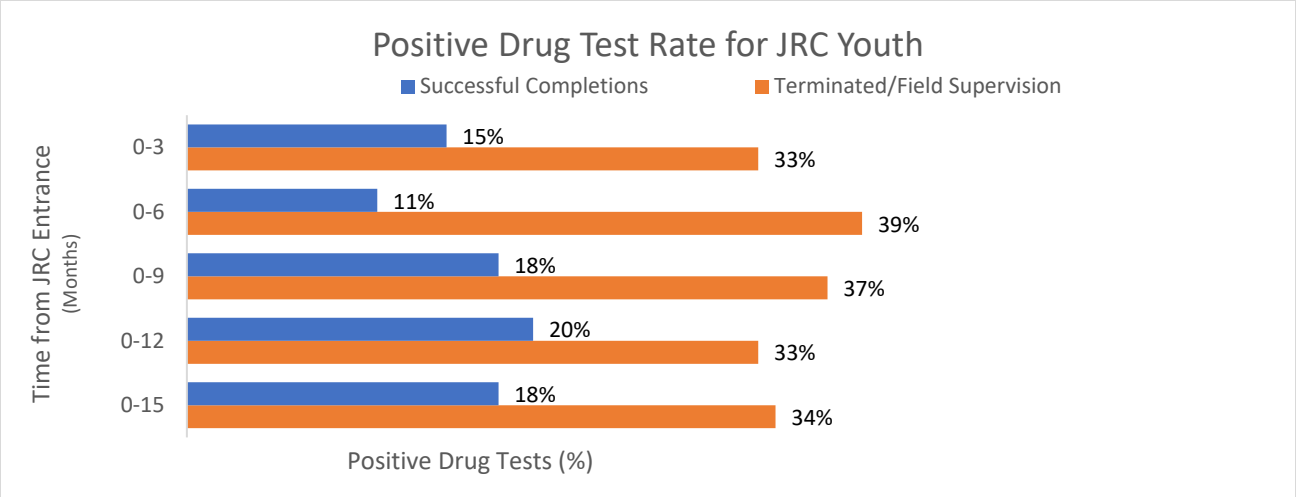

Health Care Agency

There are no outcomes to present due to the low participant numbers. Behavioral health linkages are highly successful due to the requirements of the program.

Success Stories

A youth entered the JRC program after multiple law violations tied to substance use and limited family support. While in custody, they reengaged in services, began family therapy, and were referred to Waymakers CCFSP to support reentry and build on the progress made during detention. After enrolling in JRC, they initially struggled to balance family responsibilities with their recovery. Through consistent check-ins and coordinated support, the Waymakers team adjusted services as their needs changed and supported their participation in intensive outpatient treatment, MAT services, individual therapy, and parenting classes to strengthen coping skills and reduce anxiety as a young parent. Over time, they maintained sobriety, stabilized their mental health, secured employment, and built a reliable support network. Upon completing JRC, they continued engaging in services through Waymakers and other community providers to sustain their progress.

Challenges and Solutions

Probation

- The loss of Waymakers' full-service wraparound program was a challenge. Waymakers previously provided support to youth, including transportation, assistance with financial and family issues, in-home meetings, and regular court updates during JRC hearings. Their departure has left youth without this critical layer of advocacy and hands-on help. Although new Full-service partnership providers have been contracted (STAY and RENEW), these programs are experiencing a substantial overflow of referrals. As a result, many youths are not promptly assigned to a counselor/therapist during a critical period when consistent support and advocacy are needed the most.
    - SOLUTION: STAY/RENEW representatives to appear (in person or virtually) at JRC hearings for any youth still awaiting assignment. The program is creating a short-term "bridge support" checklist for the JRC team that covers urgent needs like rides to court, outpatient intake appointments or treatment, family crisis contacts, and basic case advocacy. Project Kinship has also been used as a referral for support.

- Persistent marijuana-positive drug tests are blocking full program success. Some youth are fully engaged in treatment, employed, meeting all other program expectations; however, they continue to test positive for marijuana. Because the program requires 100% sobriety from all drugs, these youth cannot successfully complete the program or have their juvenile records sealed. This is particularly discouraging for participants who previously used far more dangerous substances like Fentanyl or Methamphetamine and have reduced their use to marijuana alone. The youths' attorneys have pointed out that this "rigid standard" risks demotivating the youth who are demonstrating substantial behavioral change and stability.
    - SOLUTION: The team continues to praise the youth for moving away from dangerous substances and encourages them to decrease their use to almost undetectable numbers of THC use. Further, staff will identify and collaborate with the court and all parties to determine if a risk reduction or abstinence model is more appropriate based on research and best practices.

Health Care Agency
Some youth struggle to stay engaged in substance use treatment due to delayed incentives, school and work schedules, and competing program demands. Providers respond with consistent outreach and psychoeducation to reinforce treatment and recovery goals, while coordinating with partner agencies to reduce competing pressures and strengthen family and community support.

Active Recidivism Reduction Initiative via Engagement (ARRIVE)

Program Goal

The goal of the Waymakers ARRIVE program is to provide restorative justice practices and intervention services that hold youth accountable for their behaviors while encouraging positive change.

Lead Agency and Partners

Probation – Regular reporting and progress checks of youth at-risk of reincarceration, attends pro-social activities and offers support for youth and family.

Waymakers – Waymakers provides comprehensive support for at-risk youth and their families to reduce recidivism and promote positive development. It offers administrative oversight, therapeutic interventions, and case management services.

Program Staffing

Full Time Equivalent (FTEs)

	FY 2022-23	FY2023-24	FY 2024-25	FY 2025-26	
	Actuals	Actuals	Actuals	Requested	Actuals
Probation	0.13	0.03	.03	0.67	0.05
Total	**0.13**	**0.03**	**.03**	**0.67**	**0.05**

Financial Input

Funding Allocation

	FY 2022-23	FY 2023-24	FY 2024-25	FY 2025-26		
	Actuals	Actuals	Actuals	Adopted Budget	Adjusted Budget	Actuals
Probation	$ 312,817	$ 448,534	$ 343,267	433,953	340,137	340,137
Total	**$ 312,817**	**$ 448,534**	**$ 343,267**	**433,953**	**340,137**	**340,137**

Contracts - Waymakers

In April 2022, the BOS approved a contract between Probation and Waymakers to provide services under the Active Recidivism Reduction Initiative via Engagement (ARRIVE) program to youth referred by Probation. The program aims at reducing the risk of youth reoffending or violating the terms and conditions of their probation by providing them with individual and group services such as parent empowerment/resilience training, substance abuse/relapse prevention and coping skills to support positive peer relationships.

JJCPA Program: ARRIVE
Contracted with: Probation
Contract #: MA-057-22011069
Contract Term: 05/01/2022 – 04/30/2027
JJCC Metrics Included in Contract?: Yes
Annual Amount: $329,882
FY 2025-26 Actual: $320,316

Waymakers Staffing	FTE
Chief Program Officer - Youth Development	In Kind
Program Director	0.10
Licensed Clinical Supervisor	1.00
Diversion Counselor (Bilingual)	1.00
Diversion Specialist (Bilingual)	1.00
Total	**3.10**

Objective & Program Details

The six-month program aims to support the youth, their families, victims, and the community by addressing criminogenic needs and helping youth complete court-ordered sanctions. By focusing on maximizing strengths, the program seeks to reduce recidivism and promote long-term positive outcomes. The main components of the program include clinical assessment, individual and family counseling, case management, career and educational support, community service support, and various specialized counseling services.

Program Achievements

Program Output

This program was only partially operational from FY 2022-23. Other years listed in the table below reflects full year program implementation.

Youth Enrollment					
	FY 2022-23 Total	FY 2023-24 Total	FY 2024-25 Total	FY 2025-26 Total	Difference 24-25 & 25-26
Youth Referred	77	128	112	104	(-8)
Program Entries	56	84	80	71	(-9)
Program Participants	56	117	110	102	(-8)

Exiting Youth					
	FY 2022-23 Total	FY 2023-24 Total	FY 2024-25 Total	FY 2025-26 Total	Difference 24-25 & 25-26
Exits	18	84	79	78	(-1)
Completions	16	57	65	58	(-7)
Not Successful	<12	27	14	20	6
Partial	<12	0	14	20	6
No Progress	0	<12	0	0	0
Left Program for Unrelated Reason	0	17	0	0	0
Avg. Stay (Days)	183	160	157	146	(-11)

Participant Outcomes

By the end of the 6-month program, 67% of youth who successfully completed the ARRIVE program in FY 2025-26 showed a decrease in their risk level to re-offend and another 25% of youth stayed at the same low risk-level to re-offend as measured by the Youth Assessment Screening Instrument (YASI).

Success Story

A youth was referred following charges involving a firearm and stolen property. To support them in meeting the terms of their probation, they were encouraged to engage in counseling and case management. Although initially hesitant, they gradually built trust and actively worked on improving decision-making, managing stress, and identifying the factors that contributed to their offense. They showed strong commitment to growth by exploring personal values, setting future goals, and recognizing the value of positive influences, and developing greater self-awareness and healthier coping skills. With support from their Case Manager, they created a resume, secured employment, and enrolled in their first semester of college. By the end of program, they had gained confidence in making positive choices, managing challenges, and working toward their goals. At 90 days after program closure, they remained free of further legal involvement and continued to move forward with confidence and purpose.

Challenges and Solutions

Waitlist: In FY 2025-26, ARRIVE received 104 referrals for the 50 slots. 71 of 104 referrals were enrolled into the allowed 50 contracted slots. A waitlist was utilized for the entire duration of 2025-26 to enroll youth in ARRIVE services because the need is greater than the staffing pattern. Hiring an additional Clinician would reduce the waitlist time and allow for more referrals to meet the need.

6-Month Time Limit: The program could offer additional impact on decreasing the risk level for youth to re-offend. Proposal of expanding the program limit from 6 months to 1 year, to build rapport, engage, practice skills and maintain change. Expanding the program timeframe would most likely require an additional Case Manager and Clinician to reduce the waitlist.

2025 JJCPA FUNDING OPPORTUNITY

The funding request application period was from August 1 through August 31 of 2025. Applications were reviewed and rated by a committee – composed of 5th District Board of Supervisors, Probation, Health Care Agency, Social Services, and OCSD staff - who presented recommendations to the Council meeting in October. A total of nine programs were funded with amounts up to $225,000, with a total amount of $1,881,041 being awarded. Presented below is a list of the nine programs, funded amounts as well as the actuals as of June 30, 2026.

Award Recipient	Program	Award Amount	Actuals as of 6/30/2026	Balance
Carpenter Training Partners	Construction Training	$ 213,072	$ 114,285	$ 98,787
Project Kinship	Kinship Center	225,000	97,784	127,216
The Prism Way	Criminals and Gang Members Anonymous (CGA), Whole Integration of Self Education (WISE) program	189,100	105,162	83,938
Project Youth OC	SHORTSTOP	224,939	118,304	106,635
H.I.R.E	TIME Mentoring	207,610	91,938	115,672
Cell Dogs, Inc.	Rehabilitation through Education (Concepts and Practical Dog Training)	146,320	111,211	35,109
Casa Youth Shelter	STEP: Stability, Transformation, Empowerment, Possibility	225,000	52,313	172,687
Orange County Department of Education	Foster Youth Services Coordinating Program	225,000	101,367	123,633
	Effective January 2026	**$1,656,041**	**$ 792,364**	**$ 863,677**
Waymakers [1]	OC GRIP Case Management	225,000	-	225,000
	Deferred to FY 2026-27	**$ 225,000**	**$ -**	**$ 225,000**
	Total 2025 JJCPA Funding Opportunity	**$1,881,041**	**$ 792,364**	**$1,088,677**

[1] Award is for the period of FY 7/1/26 - 6/30/27.

Additional Funding Program Outputs

Youth Enrollment Totals for Q3 and Q4

	Carpenter Training Partners	Cell Dogs	The PRISM Way	Project Youth OC	OC Dept of Ed	Project Kinship	H.I.R.E.	Casa Youth Shelter	Total
Youth Referred	16	14	45	16	88	64	23	45	**311**
Program Entries	16	14	63	16	88	42	23	32	**294**

Exiting Youth Totals for Q3 and Q4

	Carpenter Training Partners	Cell Dogs	The PRISM Way	Project Youth OC	OC Dept of Ed	Project Kinship	H.I.R.E.	Casa Youth Shelter	Total
Exits	<12	<12	31	16	30	16	<12	19	**131**
Completions	**0**	**<12**	**<12**	**>12**	**>12**	**<12**	**<12**	**>12**	**82**
Not Successful	**<12**	**<12**	**>12**	**<12**	**<12**	**<12**	**<12**	**<12**	**49**
Partial	<12	0	21	0	<12	<12	0	<12	**45**
No Progress	<12	<12	<12	0	0	0	<12	<12	**<12**
Left Program for Unrelated Reason	<12	<12	23	0	0	<12	0	<12	**35**

2025 JJCPA ADDITIONAL FUNDED PROGRAMS SUMMARY

JJCPA Funding Opportunity Youth Enrollment with Demographics

The 2025 JJCPA funding opportunity became effective on January 1, 2026, supporting programs that will run through December 31, 2026. These newly funded programs are off cycle, reporting quarterly through the end of the calendar year (Quarter 2, FY 2025 -26).

Youth Enrollment			
	FY 2025-26 Q3	Q4	TOTALS
Youth Referred	143	168	311
Program Entries	**128**	**166**	**294**

Demographics of Participants at time of Program Entry				
		FY 2025-26 Q3	Q4	TOTALS
Gender	Male	79	92	171
	Female	50	25	75
	Transgender/Non-binary	<12	<12	<12
Race/ Ethnicity	Hispanic	90	99	189
	White	>12	<12	20
	Black	>12	<12	22
	Asian/Pacific Islander	<12	<12	<12
	Other	<12	<12	12
Age	11 years old or younger	<12	<12	<12
	12-15 years-old	40	24	64
	16-17 years-old	54	69	123
	18 years-old	17	19	36
	19 years-old	<12	<12	14
	20-25 years-old	>12	<12	28

Note: Casa Youth Shelter did not report demographics for all participants. OCDE demographics not included for Q4.

JJCPA Funding Opportunity Program Exits with Youth Demographics

Exiting Youth			
	FY 2025-26 Q3	Q4	Total
Exits	36	95	131
Completions	15	67	82
Not Successful	21	28	49
Partial Completion of Program	19	25	44
No Progress	<12	<12	<12
Left Program for Unrelated Reason	13	22	35

** Not all exiting youth from HIRE, Project Youth OC, and The Prism Way are represented in these categories.

2025 JJCPA ADDITIONAL FUNDED PROGRAMS SUMMARY

JJCPA 2024 Funding Opportunity Programs

Current City of Residence (FY 2025-26)

	Q3	Q4
Aliso Viejo	<12	<12
Anaheim	24	46
Orange Hills00Big Canyon	0	0
Brea	0	0
Buena Park	<12	<12
Costa Mesa	<12	<12
Coto de Caza	0	0
Covenant Hills	0	0
Cypress	0	<12
Dana Point	0	<12
Dove Canyon	0	0
East Irvine	0	0
El Modena	0	0
Fountain Valley	0	0
Fullerton	<12	<12
Garden Grove	13	25
Huntington Beach	<12	<12
Irvine	<12	<12
La Habra	<12	12
La Palma	0	0
Ladera Ranch	0	0
Las Flores	0	0
Laguna Beach	0	0
Laguna Hils	0	0
Laguna Niguel	<12	0
Laguna Woods	<12	0
Lake Forest	<12	<12
Los Alamitos	<12	<12
Mission Viejo	<12	<12
Newport Beach	<12	0

	Q3	Q4
North Tustin	0	0
Orange	17	22
Orange Park Acres	0	0
Placentia	<12	<12
Portola Hills	0	0
Rancho Mission Viejo	0	0
Rancho Santa Margarita	<12	0
Rossmoor	0	0
San Clemente	<12	<12
San Juan Capistrano	<12	0
San Juan Hot Springs	0	0
Santa Ana	46	31
Santa Ana Heights	0	0
Santiago Canyon	0	0
Seal Beach	0	0
Shady Canyon	0	0
Silverado	0	0
Stanton	<12	<12
Stonecliffe	0	0
Tonner Canyon	0	0
Trabuco Highlands	0	0
Tustin	<12	<12
Tustin Foothills	0	0
Villa Park	0	0
Wagon Wheel	0	0
Westminster	<12	<12
Yorba Linda	<12	0
Out of County	<12	<12
Out of State	<12	<12

2025 JJCPA ADDITIONAL FUNDED PROGRAM DETAILS

Carpenter Training Partners

Financial Input and Program Output

	FY 2025-26				
	Approved Budget	Adjusted Budget	Q3 Actuals	Q4 Actuals	Total
S&EB	165,672	165,672	33,197	47,602	80,799
S&S	47,400	47,400	15,104	18,382	33,486
Total	**213,072**	**213,072**	**48,301**	**65,984**	**114,285**
Program Entries			<12	<12	16
Exits			<12	<12	<12
Successful Completions			0	0	0

Program Goal

Carpenter Training Partners (CTP) offers a construction training program for youth and adults, including justice involved individuals, who are interested in pursuing a career in the construction industry. The mission of CTP is to develop students into marketable, hard-working, driven, industry-ready carpenters who can apply for, and successfully obtain entry-level positions in the workforce.

Objective & Program Details

Designed to support students in becoming competitive and skilled carpenters, CTP staff dedicate ***at least 12 hours per week*** to building rapport with students, assessing their skills and goals and tailoring development strategies. The ***20-week program*** emphasizes safety, safety certifications, tool identification and usage, and physical conditioning. ***Training is conducted three days a week***, with one day focused on virtual classes covering industry theory, financial literacy, soft skills and leadership development, while the other two days involve hands-on building sessions. The program fosters a safe and structured environment where students focus on immediate goals, such as class projects, while developing a long-term vision for sustained employment and career advancement. Alongside carpentry skills, participants build self-esteem, enhance their outlook, and learn to make thoughtful, long-term decisions.

Project Kinship – Kinship Center

Financial Input & Program Output

	FY 2025-26				
	Approved Budget	Adjusted Budget	Q3 Actuals	Q4 Actuals	Total
S&EB	162,472	162,472	34,692	38,190	72,882
S&S	62,528	62,528	11,704	13,198	24,902
Total	**225,000**	**225,000**	**46,396**	**51,388**	**97,784**
Program Entries			**24**	**18**	**42**
Exits			**0**	**14**	**14**
Successful Completions			**0**	**<12**	**<12**

Program Goal

The Kinship Center provides a robust foundation of programming to maximize positive impact on youth in Santa Ana, Anaheim, Garden Grove and other areas of OC. Essential resources, skill-building, connections and trusted relationships redirect behaviors and misguided decisions from the past and develop new pathways of hope that lead to positive, thriving futures.

Objective & Program Details

Kinship Center is open 46 weeks out of the year and utilizes mentorship and Positive Youth Development (PYD) based in restorative justice approaches to facilitate mentorship and relationship building, provide leadership opportunities, cultivate connection and a sense of community and provide preparation and growth with life skills and societal integration. This includes ***after-school and weekend programming*** providing extensive mentorship, life skill-building and connections during engagement in the program. Participants are referred by the juvenile justice networks and staff have access to background information for each participant to ensure a trauma-informed, individualized approach to supportive services. Program successful exit is determined based on participants meeting their goals as established in the start of their participation. Although ***length of support differs for each participant***, staff monitors the growth and outcomes of participants on an ongoing basis.

The PRISM Way – WISE & CGA Programs

Financial Input & Program Output

	FY 2025-26				
	Approved Budget	Adjusted Budget	Q3 Actuals	Q4 Actuals	Total
S&EB	168,050	164,310	42,655	37,718	80,372
S&S	21,050	24,790	21,050	3,740	24,790
Total	**189,100**	**189,100**	**63,705**	**41,458**	**105,162**
Program Entries			**36**	**27**	**63**
Exits			**>12**	**>12**	**31**
Successful Completions			**<12**	**<12**	**<12**

Program Goal

The Prism Way offers programming designed to empower high-risk youth and young adults to break the cycle of criminal behavior and build meaningful, productive lives. Rooted in the principles of empathy, resilience and accountability, programs offer a comprehensive approach that addresses the underlying causes of criminal behavior and promotes long-term personal growth.

Objective & Program Details

The Prism Way offers the Whole Integration of Self Education (WISE) Curriculum (***meets weekly in 90 min sessions***) and Criminals and Gang Members Anonymous (CGA) (***12-step, 12 tradition program***) at the Youth Guidance Center (YGC) as well as at the Youth Leadership Academy (YLA). The WISE program emphasizes developing cognitive and emotional skills by fostering self-awareness. Participants explore the thought patterns and behaviors that have shaped their past choices, gaining insight into the root causes of criminality and addictions. This understanding helps them break negative cycles and work toward positive transformation. Criminal Gang Members Anonymous (CGA) serves as a restorative practice program that treats criminal behavior as an addiction. It focuses on fostering personal responsibility and accountability, encouraging participants to examine and take ownership of their actions.

Project Youth OC – Project Self Program

Financial Input & Program Output

	FY 2025-26				
	Approved Budget	Adjusted Budget	Q3 Actuals	Q4 Actuals	Total
S&EB	149,939	149,939	30,688	37,485	68,173
S&S	75,000	75,000	6,033	30,447	36,480
Total	224,939	224,939	36,721	67,932	104,653
Program Entries			<12	14	>14
Exits			<12	14	>14
Successful Completions			0	14	14

Program Goal

To provide evidence-based supports through Project Self a college and career success program and the Parent Enrichment program as a supportive program to the Shortstop program offered to at-promise youth aged 10-18.

Objective & Program Details

The Project Self program assists at promise, transition-aged youth (16 years and older), to build the essential life and career skills needed to thrive in adulthood. Specifically, Project Self helps youth overcome barriers, explore career interests, and successfully enroll in a post-secondary educational or career pathway that aligns with their goals. These services are offered on an ongoing basis and provide up to 12 sessions of trauma-informed, individualized case management, adapted from the evidence-based Adolescent Community Reinforcement Approach.

Casa Youth Shelter (CYS) - STEP Program

Financial Input & Program Output

	FY 2025-26				
	Approved Budget	Adjusted Budget	Q3 Actuals	Q4 Actuals	Total
S&EB	182,670	182,670	0	45,668	45,668
S&S	42,330	42,330	0	6,645	6,645
Total	225,000	225,000	0	52,313	52,313
Program Entries			0	32	32
Exits			0	19	19
Successful Completions			0	14	14

Program Goal

To provide services through the STEP (Stability, Transformation, Empowerment, Possibility) program designed to support justice-involved youth and at promise youth from risk of juvenile justice involvement.

The Objective & Program Details

STEP is an expansion of Casa Youth Shelter's 47-year old Residential Shelter Care model. STEP formalizes and enhances the work of the sheltering, counseling and case management services provided to youth into a structured diversion program. The program accepts referrals directly from probation officers, law enforcement, HCA's Crisis Assessment Team, and the SMART team. Youth who qualify for diversion receive individualized care – ***CYS may admit them into their licensed 12 bed residential shelter or*** if full time care is not necessary, ***provide non-residential counseling and case management***. For youth that need stability after leaving juvenile hall, CYS also provides "dead time" placements while their reunification plans are being developed.

Orange County Department of Education – FYSCP

Financial Input & Program Output

	FY 2025-26				
	Approved Budget	Adjusted Budget	Q3 Actuals	Q4 Actuals	Total
S&EB	194,605	194,605	48,113	48,037	96,150
S&S	30,395	30,395	135	5,082	5,217
Total	**225,000**	**225,000**	**48,248**	**53,119**	**101,367**
Program Entries			**54**	**34**	**88**
Exits			**0**	**30**	**30**
Successful Completions			**0**	**26**	**26**

Program Goal

The Foster Youth Services Coordinating Program (FYSCP) aims to provide coordination, individualized case management, direct supports, re-engagement supports, transition planning and supports, and cross-agency collaboration to address the needs of each youth holistically.

The Objective & Program Details

The OCDE FYSCP serves as the educational liaison among local educational agencies, the County of Orange Juvenile Court, Social Services Agency, Probation, and community-based organizations, promoting cohesive collaboration and coordinated services that advance academic success of system-involved youth. The program ensures that youth receive individualized educational case management and access to services that promote school stability, academic achievement and postsecondary readiness.

HIRE – Transforming Integration into Meaningful Experiences (TIME)

Financial Input & Program Output

	FY 2025-26				
	Approved Budget	Adjusted Budget	Q3 Actuals	Q4 Actuals	Total
S&EB	202,360	202,360	55,193	33,469	88,662
S&S	5,250	5,250	2,352	924	3,276
Total	**207,610**	**207,610**	**57,545**	**34,393**	**91,938**
Program Entries			>12	>12	23
Exits			<12	<12	<12
Successful Completions			<12	<12	<12

Program Goal

The T.I.M.E. strength-based lived experience mentorship program aims to provide youth who have committed serious crimes and are awaiting 707 hearings with positive mentorship, support, guidance, and the necessary resources to successfully reintegrate into society, pursue educational and career goals and reduce recidivism.

The Objective & Program Details

The T.I.M.E. program is designed for youth aged 14 years and older, who is paired with an adult mentor who has lived experience with the justice system. In addition, youth are provided comprehensive access to a variety of resources, including mental health services, therapy, educational support, vocational training, and legal assistance, educational and career development, as well as creative and therapeutic activities. The program provides a comprehensive support system that promotes positive development, the reduction of recidivism, and facilitates successful reentry into society.

Cell Dogs – Concepts in Dog Training & Practical Dog Training

Financial Input & Program Output

	FY 2025-26				
	Approved Budget	Adjusted Budget	Q3 Actuals	Q4 Actuals	Total
S&EB	108,000	108,000	48,250	48,250	96,500
S&S	38,320	38,320	5,663	9,048	14,711
Total	**146,320**	**146,320**	**53,913**	**57,299**	**111,211**
Program Entries			<12	<12	14
Exits			0	<12	<12
Successful Completions			0	<12	<12

Program Goal

To harness the power of human-animal bonds and transform lives by setting a new course for shelter dogs and incarcerated youth through training and education.

The Objective & Program Details

The collaborative model within the program includes partnerships with OC Probation and OCSD. The program takes place in juvenile hall where youth aged 13-24 are led by adults with lived incarceration experience, train dogs for 14 weeks (4 weeks of instruction and 10 weeks of hands-on training) consisting of two parts: Concepts in Dog Training and Practical Dog Training. This curriculum teaches program youth soft skills such as empathy, care and responsibility as well as hard skills such as animal behavior, dog training, animal care. During the program, the canines live in the housing units with program participants which has been shown to lower stress levels for youth. Both courses are endorsed by the California Community Chancellor's Office. Upon successful completion, youth receive a certificate of completion from Satiago Canyon College Continuing Educational Department and Rancho Santiago Community College District.

FY 2024-25 Funded Program

Waymakers – funding toward OC GRIP Case Managers

Financial Input & Program Output

	Approved Budget	Adjusted Budget	Actuals
S&EB	183,641	187,544	187,544
S&S	41,359	37,456	37,456
Total	**225,000**	**225,000**	**225,000**
Program Participants			**Approximately 170**

Program Goal

Waymakers GRIP works within OC GRIP to develop and implement prevention and early intervention service models for gang prevention, focusing on strategies for students, parents and faculty. GRIP works to encourage students to avoid joining criminal street gangs.

Outputs and Outcomes

Youth in the program typically are participants for an average of 273 days. To achieve the goals and objectives of the OC GRIP program, all Waymakers GRIP Case Managers funded by different sources collaboratively provided evidence-based strategies to contribute to the overall goals of the program. The funded JJCPA GRIP Case Managers approximately contributed to 32% of the participants/outcomes, or 170 participants. The GRIP program served 525 participants within the year and because it is unknown which approximate 170 participants were funded by the OCJJCC funds, the demographics for students served are not reported.

The following outcomes are associated with all of the students in OC GRIP which includes those who are not funded by OCJJCC.

- Improve attendance and school performance: 68% of the students that school districts provided feedback on improved their attendance and 76% improved their grades
- Improve ability to respond to critical incidents and reach out for help: 84% of the students reported as having higher resiliency
- Improve self-esteem and well-being: 99% of the students reported an increase

Challenges and Solutions

A challenge this year was receiving limited school attendance and grade reports when requested from school districts. A possible solution is to request at an increased rate and frequency, with timing these requests earlier in Q4.

Success Stories

A elementary school student was referred to Waymakers GRIP due to excessive tardiness, frequent school absences, living in a gang neighborhood, and generational negative impacts on the family due to local criminal street gangs. Poor attendance patterns negatively impacted overall academic performance, leading to a noticeable decline in grades. The team focused on motivating the student to attend school, and a plan and schedule was put into place. The family supported the plan and the student felt organized and had a clear understanding of the expectations. Within a couple of months, the student was focused in class and completed assignments. With the support of his teacher, the student improved his reading skills, is eager to learn, takes pride in his work, and participated in the after-school programs to avoid neighborhood negative influences. The student earned the Anaheim Angels Baseball Incentive and visited the baseball field for the first time.

Appendix B – Links to Resources

Council/Subcommittees:

- **Orange County Juvenile Justice Coordinating Council**
  https://prob.oc.gov/meeting-information/committees/orange-county-juvenile-justice-coordinating-council
- **SB 823 Subcommittee of the Orange County Juvenile Justice Coordinating Council**
  https://prob.oc.gov/meeting-information/committees/orange-county-juvenile-justice-coordinating-council

SB 823 Juvenile Justice Realignment:

- **Senate Bill 823 - DJJ Realignment Implementation**
  https://www.bscc.ca.gov/s_djjrealignment/
- **Orange County's Juvenile Justice Realignment Block Grant County Plan**
  https://prob.oc.gov/meeting-information/committees/orange-county-juvenile-justice-coordinating-council

Juvenile Justice Crime Prevention Act (JJCPA):

- **Juvenile Justice Crime Prevention Act and the Youthful Offender Block Grant Program**
  https://www.bscc.ca.gov/s_jjcpayobgjuvjuscrimeprevact/
- **Board of State and Community Corrections 2023-2024 County JJCPA-YOBG Plans**
  https://www.bscc.ca.gov/2023-2024-county-jjcpa-yobg-plans/
- **Orange County's JJCPA-YOBG Plan**
  https://prob.oc.gov/meeting-information/committees/orange-county-juvenile-justice-coordinating-council

COUNTY OF ORANGE
DATA ANALYTICS

Memorandum

October 30, 2026

To: Orange County Juvenile Justice Coordinating Council

From: Chrislyn Nefas, CEO Data Analytics

Subject: OCJJCC Annual Report FY 2025-26

This memo provides clarification for the OCJJCC Annual Report FY 2025-26, which was received for item 5 during the October 22, 2026 meeting.

REPORTING CRITERIA

The report is based on reporting criteria originally developed by a subcommittee of the Council. The report is designed to help inform the Council about funded programs regarding their budget, outputs and outcomes to assist the Council in fulfilling A1. Purpose and Function within the Bylaws - to improve utilization of resources and balance within the Criminal Justice System. In addition, to assist in ensuring the programs are fulfilling the requirement of 30061 Govt Code:

If using JJCPA funds, the program or service must:

Be based on programs and approaches that have been demonstrated to be effective in reducing delinquency and addressing juvenile crime for any elements of response to juvenile crime and delinquency, including prevention, intervention, suppression, and incapacitation

To do this the report includes:

- Defined outputs to inform the council on the total participants – or reach - served by the funds regardless of the amount of time a participant was part of a program.
    - ***Successfully completed*** - defined by the participant fulfilling all the program components (which in some cases can be different for each participant based on individual program plans). Please note this is determined by the program. ***This is not an outcome, successful completion is an output of the program and defined by the program requirements.***
    - ***Not Successful*** – these individuals did not complete the program requirements as defined. The effectiveness/results of the evidence-based program should not

be inferred on these individuals. Unsuccessful participants also fit into the following categories to provide additional context.

- ***Partially completed*** –These are participants who participated in some of the program but did not finish the program, this jeopardizes the ability to infer evidence-based results to these participants.
- ***No progress*** – This category describes participants who signed up but did not participate in the program or received no services.

- ***Left Program for Unrelated Reason*** – These are the participants who are no longer able to be part of the program for reasons beyond than the control of the program (e.g., rearrested, moved, etc.). They may also be included in the partial completion or no progress categories.

- ***Demographics*** are included in the report to allow the Council to determine if the intended target population is being served.
- ***Outcomes,*** or changes in the participant as a result of program – this should be tied to the goal of the program. For example, the participant successfully completed the program (output) and because of this, the participant was able to get a job within three months of completion (outcome). Programs determine their outcomes which vary between short-term or intermediate outcomes. The Data Analytics team does not prescribe any outcomes but does work with programs to ensure what they anticipate to report are outcomes and provides support programs when needed.

  Please note: Acknowledging that not all programs are the same, program detail sections are provided to ensure the context as to the program length, goal, etc. are described. This also includes qualitative examples which helps the council understand the effects of a program beyond numbers.

ADDITIONAL FUNDED PROGRAMS

The Annual Report FY 2025-26 is the last report where the additional funded programs will be off cycle, and as mentioned in the report, only have 6 months of data included**.** Due to confidentiality of not being able to report low numbers, not all additional categories (e.g. partial completion, no progress) were shown in the report. Yearly outputs and program outcomes for the these programs will be in the next report presented in February.

DATA ANALYTICS UNIT SUPPORT

To ensure integrity, and reliability of the data presented, the Data Analytics Team continuously works with the programs to validate data submissions, address reporting inconsistencies, and ensure standardized reporting across programs. This effort is necessary because data are not always submitted by established deadlines, participant counts and supporting details sometimes contain discrepancies, and program-specific reporting practices can affect the consistency of reported trends. Because of this review and validation process, the Council is provided with reliable and comparable information to support informed discussions and decision-making regarding program reach, performance, funding allocations, and staffing levels.

This allows the council to be informed as subject matter experts to be able to create the subjective aspects as defined by the council. For example, what is a "better" program or determine thresholds for programs that should/should not be funded, is the program servicing the population that the Council wants to be served, or what additional services may be needed that are not currently being addressed, etc. are all determined by the expertise of the council.

As mentioned in the meeting, the Council Coordinator, Berta Tapia, and I are happy to work with the programs to address any programmatic questions the council members may have for the next meeting. Please reach out if you have any additional questions.

2011 Public Safety Realignment - JJCPA
Strategic Financial Plan Forecast - 2026
Summary of Department Requests and Projected Balances

PROGRAM	FY 25-26 ACTUALS	FY 26-27 BUDGET	FY 26-27 ESTIMATED	FY 27-28 REQUESTED	FY 28-29 REQUESTED	FY 29-30 REQUESTED	FY 30-31 REQUESTED	FY 31-32 REQUESTED
Estimated Carryover Funds from Prior Year	4,364,708	2,126,684	2,500,532	383,529	224,451	48,963	192,123	371,005
Anticipated Allocation for FY	17,360,349	17,955,314	18,391,443	18,193,004	18,432,221	18,628,379	18,828,460	19,032,542
Total Funds Available	**21,725,057**	**20,081,998**	**20,891,975**	**18,576,533**	**18,656,672**	**18,677,342**	**19,020,583**	**19,403,547**
Department Requested Program Funding:								
Substance Use Programming	5,048,769	5,384,448	5,384,448	5,857,406	5,954,742	5,933,108	5,943,439	5,964,090
Juvenile Recovery Court	798,343	1,045,904	1,045,904	723,375	728,167	734,731	736,892	744,973
Decentralized Intake/Sheriff's Prevention	440,863	470,816	470,816	470,816	470,816	470,816	470,816	470,816
Truancy Response	846,094	925,606	925,606	986,434	990,780	995,352	1,000,089	1,005,737
School Mobile Assessment & Response Team - North & South	3,216,228	3,830,674	3,830,674	3,525,983	3,593,532	3,601,645	3,634,903	3,674,183
Youth Reporting Centers	5,880,354	6,464,152	6,464,152	6,338,245	6,417,365	6,295,710	6,407,797	6,422,097
Active Recidivism Reduction Initiative via Engagement (ARRIVE)	340,137	367,915	367,915	358,858	360,145	360,715	361,499	362,392
OC GRIP	-	-	1,174,294	-	-	-	-	-
Administrative Costs (0.5%)**	49,670	89,777	89,777	90,965	92,161	93,142	94,142	95,163
Total Department Requested Program Funding	**16,620,456**	**18,579,292**	**19,753,586**	**18,352,082**	**18,607,709**	**18,485,219**	**18,649,578**	**18,739,451**
Future Obligations for Consideration by Committee								
2024/2025 JJCC Funding Opportunity Actuals	1,489,874							
2025 JJCC Funding Opportunity Balance***	1,114,195							
2025 JJCC Funding Opportunity Extension			754,861	-	-	-	-	-
Anticipated Balance of Funds Available	**2,500,532**	**1,502,706**	**383,529**	**224,451**	**48,963**	**192,123**	**371,005**	**664,096**

Totals may not foot due to rounding.

* Indicates one-time funding request.

** Administrative Costs includes administrative support services provided by CEO Budget and Clerk of the Board. Government Codes 30062(c)(1) and 30062(d)(2).

*** 2025 Funding Opportunity term ends 12/2026, assuming allocation amount will be fully spent.

2011 Public Safety Realignment - JJCPA
Strategic Financial Plan Forecast - 2026
Summary of Department Requests

PROGRAM	FY 25-26 ACTUALS	FY 26-27 BUDGET	FY 27-28 REQUESTED	FY 28-29 REQUESTED	FY 29-30 REQUESTED	FY 30-31 REQUESTED	FY 31-32 REQUESTED
Substance Use Programming							
Probation	$ 4,334,621	$ 4,540,277	$ 4,689,950	$ 4,787,286	$ 4,765,652	$ 4,775,983	$ 4,796,634
Health Care Agency	714,148	844,171	1,167,456	1,167,456	1,167,456	1,167,456	1,167,456
Total Substance Use Disorder	**5,048,769**	**5,384,448**	**5,857,406**	**5,954,742**	**5,933,108**	**5,943,439**	**5,964,090**
Juvenile Recovery Court							
Probation	488,694	580,880	560,880	564,557	568,676	569,620	576,246
Health Care Agency	238,326	288,944					
Public Defender	25,634	57,000	38,000	38,000	40,000	40,000	40,000
District Attorney	45,688	119,080	124,495	125,610	126,055	127,272	128,727
Total Juvenile Recovery Court	**798,343**	**1,045,904**	**723,375**	**728,167**	**734,731**	**736,892**	**744,973**
Decentralized Intake/Sheriff's Prevention							
Sheriff	440,863	470,816	470,816	470,816	470,816	470,816	470,816
Truancy Response							
Public Defender	38,523	38,000	57,000	57,000	60,000	60,000	60,000
District Attorney	370,371	446,936	488,764	493,110	494,682	499,419	505,067
OC Dept of Education	437,200	440,670	440,670	440,670	440,670	440,670	440,670
Total Truancy Response	**846,094**	**925,606**	**986,434**	**990,780**	**995,352**	**1,000,089**	**1,005,737**
School Mobile Assessment & Response Team (North & South)							
Sheriff	2,897,216	3,499,096	3,137,605	3,201,885	3,209,098	3,238,867	3,273,903
District Attorney	319,011	331,578	388,378	391,647	392,547	396,036	400,280
Total School Mobile Assessment & Response (North & South) Team	**3,216,228**	**3,830,674**	**3,525,983**	**3,593,532**	**3,601,645**	**3,634,903**	**3,674,183**
Youth Reporting Centers							
Probation	5,245,069	5,499,814	5,537,539	5,616,659	5,495,004	5,607,091	5,621,391
Health Care Agency	635,285	964,339	800,706	800,706	800,706	800,706	800,706
Total Youth Reporting Centers	**5,880,354**	**6,464,152**	**6,338,245**	**6,417,365**	**6,295,710**	**6,407,797**	**6,422,097**
Active Recidivism Reduction Initiative via Engagement							
Probation	340,137	367,915	358,858	360,145	360,715	361,499	362,392
Total ARRIVE	**340,137**	**367,915**	**358,858**	**360,145**	**360,715**	**361,499**	**362,392**
OC GRIP							
District Attorney	-	1,174,294	-	-	-	-	-
Total ARRIVE	**-**	**1,174,294**	**-**	**-**	**-**	**-**	**-**
JJCC Funding Opportunities (New Aug 2024)							
JJCC Funding Opportunity CY 2025/2026 Actuals	1,489,874						
JJCC Funding Opportunity CY 2026 Balance*	1,114,195						
JJCC Funding Opportunity CY 2025 Extension		754,861	-	-			
Total Funding Opportunities	*$ 2,604,069*	*$ 754,861*	$ -	$ -	$ -	$ -	$ -
* 2025 Funding Opportunity term ends 12/2025							
Administrative Cost (0.5%)*	**49,670**	**89,777**	**90,965**	**92,161**	**93,142**	**94,142**	**95,163**
Total JJCPA Program Expenses	**$ 19,224,527**	**$ 20,508,447**	**$ 18,352,082**	**$ 18,607,709**	**$ 18,485,219**	**$ 18,649,578**	**$ 18,739,451**

DEPARTMENT	FY 25-26 ACTUALS	FY 26-27 BUDGET	FY 27-28 REQUESTED	FY 28-29 REQUESTED	FY 29-30 REQUESTED	FY 30-31 REQUESTED	FY 31-32 REQUESTED
Probation	$ 10,408,521	$ 10,988,885	$ 11,147,227	$ 11,328,647	$ 11,190,047	$ 11,314,193	$ 11,356,663
Sheriff	3,338,079	3,969,912	3,608,421	3,672,701	3,679,914	3,709,683	3,744,719
Health Care Agency	1,587,759	2,097,453	1,968,162	1,968,162	1,968,162	1,968,162	1,968,162
Public Defender	64,157	95,000	95,000	95,000	100,000	100,000	100,000
District Attorney	735,070	2,071,888	1,001,637	1,010,367	1,013,284	1,022,727	1,034,074
OC Dept of Education	437,200	440,670	440,670	440,670	440,670	440,670	440,670
JJCC Funding Opportunities	2,604,069	754,861	-	-	-	-	-
Administrative Cost (0.5%)*	49,670	89,777	90,965	92,161	93,142	94,142	95,163
Total JJCPA Program Expenses	**$ 19,224,526**	**$ 20,508,447**	**$ 18,352,082**	**$ 18,607,709**	**$ 18,485,219**	**$ 18,649,578**	**$ 18,739,451**
ESTIMATED JJCPA FUNDING AVAILABLE	**19,224,526**	**20,891,975**	**18,576,533**	**18,656,672**	**18,677,342**	**19,020,583**	**19,403,547**
Variance between Requests & Available Funding (Over)/Under		**383,529**	**224,451**	**48,963**	**192,123**	**371,005**	**664,096**